

2015 Economic Strength Rankings

Metropolitan Statistical Areas
Micropolitan Statistical Areas

Economic Strength Rankings - 2015

By William H. Fruth

“Economic strength is the long term tendency for an area to consistently grow in both size and quality.”

POLICOM specializes in studying the dynamics of local economies. From its research, it determines if an area is growing or declining, what is causing this to happen, and offers ideas and solutions to communities to improve the situation.

POLICOM addresses the condition of an economy from the viewpoint of its impact upon the “standard of living” of the people who live and work in an area.

The economic strength rankings are created so POLICOM can study the characteristics of strong and weak economies. The highest ranked areas have had rapid, consistent growth in both size and quality for an extended period of time. The lowest ranked areas have been in volatile decline for an extended period of time.

POLICOM has created economic strength rankings for all Metropolitan Statistical Areas since 1996 and all Micropolitan Statistical Areas since they were created in 2002.

Metropolitan and Micropolitan Areas are geographically defined by the Office of Management and Budget, The White House. The principal criteria to determine the area is commuting patterns. A local economy is determined by where people live and work, earn and spend. Oftentimes this activity crosses county boundaries.

Metropolitan Statistical Areas

Metropolitan Statistical Areas have at least one urbanized area with a population of at least 50,000, plus adjacent territory (counties) which have a high degree of social and economic integration with the core as measured by commuting. They must have at minimum one county but most include several counties.

There are 381 Metropolitan Areas.

Micropolitan Statistical Areas

Once looked upon as quasi-rural areas, a Micropolitan Statistical Area must have an urbanized area (city) with a population of at least 10,000 but fewer than 50,000. They must be at least one county and most are.

There are 536 Micropolitan Areas.

Once again, if you cannot find your area (ranked last year) compare the 2014 Definitions to the Old Definitions (www.policom.com) to discover if it was absorbed into another area or is simply no longer designated.

Economic Strength Methodology

The formulas used to determine economic strength measure how the economy has behaved, not what has caused it to perform. The following are the data sectors used to create the rankings.

Group 1 – These sectors reflect the overall growth in size and quality. The “quality” of the economy is based upon what people earn, as this influences their “standard of living” more than anything.

- All Workers - Earnings
- All Workers - Jobs
- All Workers – Wages
- Per Capita Total Worker Earnings
- Per Capita Personal Income
- Earnings by Place of Residence
- Per Capita Earnings by Residences
- Wage & Salaried Workers - Earnings
- Wage & Salaried Workers - Jobs
- Wage & Salaried Workers - Wages

Group 2 – These sectors reflect how the economy is behaving. Small businesses and the construction and retail industries are extremely reactive to the “flow of money” coming into an area. They typically grow or decline in direct proportion to the condition of the economy. There are, of course, exceptions. Areas which have become destinations for retirement age individuals will have high growth numbers in both construction and retail, while they might not have a strong economy. (No system is perfect.)

- Non Farm Proprietors - Earnings
- Non Farm Proprietors - Jobs
- Non Farm Proprietors - Wages
- Construction - Worker Earnings
- Construction - Jobs
- Construction - Wages
- Retail - Worker Earnings
- Retail - Jobs
- Retail - Wages

Group 3 – These sectors are negative sectors. Growth in these reflects a poor economy.

- Per Capita Income Maintenance (Welfare)
- Actual Per Capita Income Maintenance (Welfare)
- Per Capita Medical Assistance for the Poor - (Medicaid)
- Actual Per Capita Medical Assistance for the Poor – (Medicaid)

“Redundancy” and “counter balances” are built into the criteria which compensate for anomalies which might occur in one or two of the items.

As an example, an area might have a very high percentage growth rate in Per Capita Income Maintenance. This might mean the economy is on decline. However, percentages are funny things and can sometimes be misleading. It is much easier for an area with a low basis to have high percentage increases than an area with a high basis.

The Ames, IA MSA had the 8th fastest percentage growth rate (18.9%) in Per Capita Income Maintenance from 2007-2011 among the 366 areas. However, its Per Capita Income Maintenance in 2011 was \$429, ranking 362nd. While the rate of growth is high, “twice nothing is still nothing.”

The reverse also occurs. The El Centro, CA MSA had the 7th the highest Per Capita Income Maintenance (\$1,599) among the metropolitan areas, but its growth rate of 7.9% was very slow, ranking 362nd.

Of course there are the extremes. The State College, PA MSA had the lowest Per Capita Income Maintenance and the 6th slowest rate of growth. The Flint, MI MSA has the 6th highest Per Capita and the 33rd fast growth rate.

If only these criteria were used, the MSA’s would be ranked in the following order: State College, Ames, El Centro, and Flint.

POLICOM is also aware of anomalies in labor data. It has found economies which are on decline sometimes have a very high growth rate in the number of people employed in Retail Trade. Retail is a reactive industry, which grows and declines in direct proportion to the condition of the economy.

So how can retail jobs grow in a declining economy? It is because labor data counts full and part-time jobs all as "jobs." This means two part-time jobs are counted as two jobs in the data.

When an area is in decline, retailers switch from full-time workers to part-time workers. A small retailer might have four full time workers. If the retailer lays off three full-time people but hires five part-timers to replace them, there is a statistical gain in the labor data of two jobs. The retailer now has six workers, in the data, which is a 50% increase from when there were four full-timers.

To counter balance or compensate, the total earnings and wages are included. Under the above scenario, both earnings and wages will decline; bringing down the area in the rankings.

The average annual increase is calculated for each of the items for three time periods. 2011 data was released by the Bureau of Economic Analysis in January, 2013.

Last five years: 2009-2013 – Weighted once.

Last ten years: 2004-2013 – Weighted twice.

Previous Ten Years: 1994-2003 – Weighted once.

The percentage increases are then adjusted mathematically for consistency.

The growth rates are then ranked. The rankings are totaled. The areas are then ranked for economic strength based on their total overall rankings.

Consistency of Growth

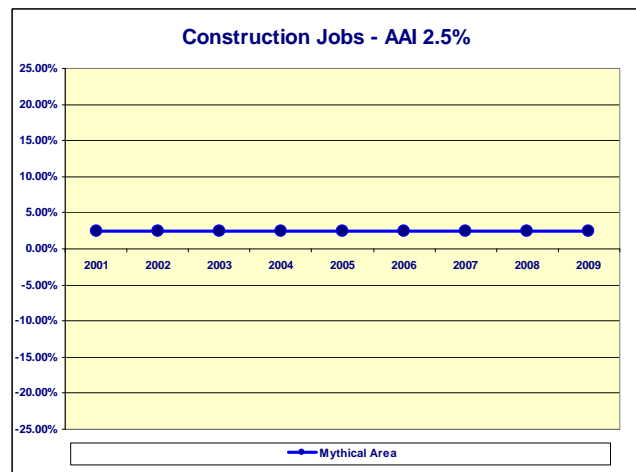
Simply identifying the areas that have the fastest or slowest growth rates is insufficient when trying to determine the character of a local economy. The rate, consistency, or stability of the growth is equally important.

Areas with unstable, boom and bust economies are difficult places to conduct business. Residents of these areas are subject to economic uncertainty and stress.

A merchant may lease extra floor space following three or four great years, only to go bankrupt after a subsequent economic decline. Residents might make long term financial commitments based upon rapid increases in earnings and employment, only to loose everything due to a sudden downturn causing massive layoffs.

To better understand the nature of economic stability, we will examine the consistency of the construction industry for three areas which had the same average annual percentage increase.

The first graph depicts a Mythical Area, which had an Average Annual Percentage Increase (AAI) in Construction Jobs of 2.5% from 2001 through 2009 (2001 is the first year NAICS based data was published).



Mythical Area had a 2.5% increase from 2002 to 2003. From 2003 to 2004 it again had a 2.5% increase. Each and every year, the area increased exactly 2.5%. This means construction employers, each and every year, increased the number of people they employed by 2.5%.

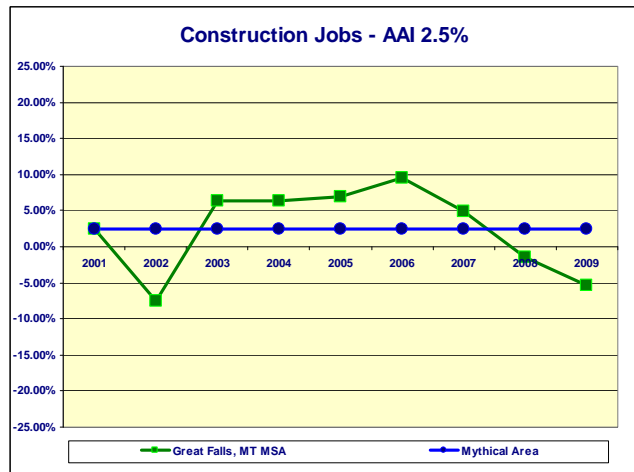
As a result, by averaging the nine-year history, the Mythical Area, obviously, had a 2.5% average annual percentage increase (AAI).

Most importantly, the area had perfect consistency as depicted by the straight horizontal line on the graph. The flow of money into the area, which supports this industry, grew in an absolutely consistent manner. This is a perfect situation. However, this is myth, not reality.

Let us examine the economic stability of the Great Falls, MT MSA for the same element. Great Falls, during the same nine years had an AAI in Construction Jobs of 2.5%. This rate of growth ranked 35th highest among the 366 metropolitan areas for the nine-year period.

The graph shows the percentage increase or decline each year. You can see the rate of growth is not absolutely stable.

While over the nine years it averages 2.5%, there are obvious fluctuations year by year. From 2001-2002, there was a 7.5% decline in construction employment. The next year a 6.2% increase. The next year a 6.3% increase, so on and so forth.



For the nine years, the average of the annual increases is 2.5%. However, the rate of growth is not nearly as stable as the Mythical Area. The growth line is not straight but goes up and down.

While the rate of growth of Construction Jobs for Great Falls is not absolutely consistent, it is considerably more stable than the Sebastian – Vero Beach, FL metropolitan area.

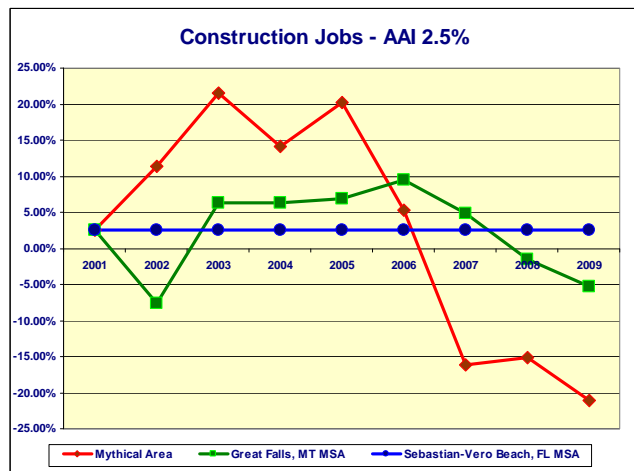
As with Great Falls and the Mythical Area, Sebastian – Vero Beach had an average annual increase of 2.5% over the nine years. As you can see in the graph, the rate of growth was extremely volatile.

From 2001-2002, the Sebastian – Vero Beach area gained 11%, the next year gained 21%, then 14% then 20%. However, in 2007 it lost 16% of its construction jobs, then 15%, then 21%.

Yes, the average of all of these years is 2.5%. How it happened is considerably different than Great Falls.

Obviously, simply relying upon economic growth percentages is not sufficient in order to determine the character of a local economy. Economic stability must be considered.

To measure economic stability, the difference or deviation in each successive year's percentage of



growth is calculated (absolute number) and averaged, creating the Average Deviation from Previous Year (DEV).

To determine the measurable consistency of growth, the DEV is subtracted from the AAI. This number is used for POLICOM's economic strength rankings. Inconsistent economies are ranked lower than consistent economies.

The following are the economic strength rankings for the 381 Metropolitan Statistical Areas and the 536 Micropolitan Statistical Areas. This is the 12th year POLICOM has ranked the areas under this methodology. Previous years rankings are provided. The geographic definitions for the areas can be found at www.policom.com.

| Metropolitan Areas | 2015 | 2014 | 2013 | 2012 | 2011 | 2010 | 2009 | 2008 | 2007 | 2006 | Metropolitan Areas | 2015 | 2014 | 2013 | 2012 | 2011 | 2010 | 2009 | 2008 | 2007 | 2006 |
|--|-------------|-------------|-------------|-------------|-------------|-------------|-------------|-------------|-------------|-------------|---|-------------|-------------|-------------|-------------|-------------|-------------|-------------|-------------|-------------|-------------|
| Washington-Arlington-Alexandria, DC-VA-MD-WV (MSA) | 1 | 3 | 1 | 1 | 1 | 2 | 2 | 2 | 1 | 3 | Abilene, TX (MSA) | 300 | 313 | 305 | 332 | 317 | 332 | 347 | 359 | 352 | 322 |
| Seattle-Tacoma-Bellevue, WA (MSA) | 2 | 4 | 5 | 3 | 3 | 1 | 12 | 11 | 23 | 51 | Akron, OH (MSA) | 128 | 131 | 150 | 182 | 191 | 150 | 99 | 95 | 108 | 90 |
| Austin-Round Rock, TX (MSA) | 3 | 2 | 4 | 5 | 4 | 12 | 19 | 39 | 37 | 45 | Albany, GA (MSA) | 350 | 334 | 320 | 309 | 288 | 307 | 335 | 333 | 321 | 279 |
| Des Moines-West Des Moines, IA (MSA) | 4 | 1 | 2 | 2 | 6 | 7 | 13 | 12 | 11 | 13 | Albany, OR (MSA) | 371 | 372 | na | na | na | na | na | na | na | na |
| Omaha-Council Bluffs, NE-IA (MSA) | 5 | 8 | 13 | 17 | 13 | 23 | 22 | 23 | 32 | 38 | Albany-Schenectady-Troy, NY (MSA) | 34 | 25 | 38 | 55 | 68 | 92 | 68 | 75 | 65 | 54 |
| San Antonio-New Braunfels, TX (MSA) | 6 | 6 | 7 | 10 | 15 | 29 | 31 | 43 | 68 | 56 | Albuquerque, NM (MSA) | 144 | 130 | 99 | 87 | 95 | 111 | 129 | 111 | 100 | 88 |
| Nashville-Davidson-Murfreesboro-Franklin, TN (MSA) | 7 | 5 | 3 | 4 | 8 | 13 | 5 | 4 | 4 | 2 | Alexandria, LA (MSA) | 160 | 147 | 151 | 139 | 149 | 174 | 253 | 282 | 289 | 275 |
| Sioux Falls, SD (MSA) | 8 | 15 | 9 | 9 | 10 | 21 | 34 | 52 | 84 | 101 | Allentown-Bethlehem-Easton, PA-NJ (MSA) | 30 | 48 | 46 | 32 | 50 | 79 | 47 | 71 | 76 | 96 |
| Salt Lake City, UT (MSA) | 9 | 17 | 12 | 6 | 2 | 6 | 10 | 9 | 28 | 18 | Altoona, PA (MSA) | 207 | 193 | 206 | 239 | 242 | 315 | 261 | 260 | 260 | 237 |
| Houston-The Woodlands-Sugar Land, TX (MSA) | 10 | 11 | 17 | 12 | 5 | 4 | 1 | 8 | 26 | 29 | Amarillo, TX (MSA) | 127 | 137 | 154 | 134 | 156 | 170 | 222 | 253 | 247 | 259 |
| Columbus, OH (MSA) | 11 | 24 | 22 | 33 | 49 | 38 | 35 | 26 | 20 | 7 | Ames, IA (MSA) | 177 | 151 | 135 | 149 | 125 | 143 | 135 | 128 | 147 | 177 |
| California-Lexington Park, MD (MSA) | 12 | 19 | na | na | na | na | na | na | na | na | Anchorage, AK (MSA) | 43 | 38 | 53 | 37 | 96 | 154 | 180 | 217 | 226 | 223 |
| Dallas-Fort Worth-Arlington, TX (MSA) | 13 | 18 | 14 | 14 | 11 | 10 | 4 | 7 | 22 | 16 | Ann Arbor, MI (MSA) | 172 | 169 | 146 | 154 | 160 | 165 | 130 | 114 | 110 | 97 |
| Raleigh, NC (MSA) | 14 | 37 | 30 | 18 | 22 | 15 | 15 | 24 | 30 | 25 | Anniston-Oxford-Jacksonville, AL (MSA) | 364 | 355 | 334 | 335 | 348 | 331 | 322 | 332 | 346 | 347 |
| Charlotte-Concord-Gastonia, NC-SC (MSA) | 15 | 32 | 21 | 15 | 17 | 11 | 3 | 1 | 2 | 1 | Appleton, WI (MSA) | 156 | 126 | 124 | 117 | 97 | 68 | 80 | 91 | 109 | 99 |
| Madison, WI (MSA) | 16 | 16 | 6 | 7 | 12 | 9 | 6 | 15 | 8 | 20 | Asheville, NC (MSA) | 334 | 303 | 283 | 279 | 259 | 227 | 190 | 195 | 163 | 151 |
| Fargo, ND-MN (MSA) | 17 | 7 | 15 | 19 | 23 | 25 | 51 | 84 | 96 | 108 | Athens-Clarke County, GA (MSA) | 263 | 243 | 267 | 264 | 241 | 256 | 240 | 235 | 238 | 228 |
| Baton Rouge, LA (MSA) | 18 | 14 | 27 | 42 | 63 | 96 | 115 | 135 | 151 | 178 | Atlanta-Sandy Springs-Roswell, GA (MSA) | 61 | 35 | 29 | 22 | 18 | 18 | 20 | 14 | 9 | 6 |
| Bismarck, ND (MSA) | 19 | 63 | 67 | 79 | 100 | 145 | 188 | 221 | 229 | 264 | Atlantic City-Hammonton, NJ (MSA) | 204 | 168 | 168 | 179 | 189 | 177 | 197 | 237 | 213 | 225 |
| Denver-Aurora-Lakewood, CO (MSA) | 20 | 23 | 24 | 24 | 9 | 3 | 7 | 17 | 19 | 14 | Auburn-Opelika, AL (MSA) | 227 | 259 | 257 | 270 | 289 | 281 | 291 | 297 | 320 | 296 |
| Charlottesville, VA (MSA) | 21 | 34 | 37 | 28 | 29 | 33 | 61 | 58 | 78 | 81 | Augusta-Richmond County, GA-SC (MSA) | 170 | 139 | 157 | 169 | 172 | 203 | 214 | 197 | 186 | 156 |
| Baltimore-Columbia-Towson, MD (MSA) | 22 | 12 | 16 | 23 | 32 | 56 | 36 | 27 | 18 | 23 | Austin-Round Rock, TX (MSA) | 3 | 2 | 4 | 5 | 4 | 12 | 19 | 39 | 37 | 45 |
| Huntsville, AL (MSA) | 23 | 10 | 19 | 16 | 52 | 91 | 87 | 85 | 97 | 95 | Bakersfield, CA (MSA) | 67 | 87 | 109 | 116 | 89 | 86 | 111 | 122 | 172 | 202 |
| Pittsburgh, PA (MSA) | 24 | 46 | 51 | 58 | 82 | 73 | 30 | 41 | 51 | 43 | Baltimore-Columbia-Towson, MD (MSA) | 22 | 12 | 16 | 23 | 32 | 56 | 36 | 27 | 18 | 23 |
| Philadelphia-Camden-Wilmington, PA-NJ-DE-MD (MSA) | 25 | 33 | 31 | 44 | 39 | 61 | 33 | 25 | 25 | 26 | Bangor, ME (MSA) | 245 | 208 | 243 | 229 | 245 | 244 | 259 | 259 | 231 | 200 |
| Burlington-South Burlington, VT (MSA) | 26 | 44 | 61 | 83 | 110 | 82 | 72 | 59 | 53 | 32 | Barnstable Town, MA (MSA) | 133 | 158 | 169 | 164 | 215 | 209 | 163 | 129 | 111 | 91 |
| San Diego-Carlsbad, CA (MSA) | 27 | 31 | 20 | 20 | 14 | 8 | 8 | 3 | 6 | 21 | Baton Rouge, LA (MSA) | 18 | 14 | 27 | 42 | 63 | 96 | 115 | 135 | 151 | 178 |
| Kansas City, MO-KS (MSA) | 28 | 9 | 10 | 8 | 16 | 17 | 9 | 20 | 16 | 11 | Battle Creek, MI (MSA) | 303 | 309 | 266 | 249 | 253 | 291 | 296 | 275 | 240 | 250 |
| State College, PA (MSA) | 29 | 73 | 89 | 107 | 133 | 172 | 185 | 184 | 183 | 174 | Bay City, MI (MSA) | 365 | 359 | 357 | 360 | 359 | 361 | 356 | 346 | 350 | 337 |
| Allentown-Bethlehem-Easton, PA-NJ (MSA) | 30 | 48 | 46 | 32 | 50 | 79 | 47 | 71 | 76 | 96 | Beaumont-Port Arthur, TX (MSA) | 190 | 153 | 182 | 175 | 212 | 264 | 282 | 292 | 297 | 311 |
| Harrisburg-Carlisle, PA (MSA) | 31 | 49 | 42 | 74 | 85 | 118 | 76 | 73 | 57 | 49 | Beckley, WV (MSA) | 290 | 283 | na | na | na | na | na | na | na | na |
| Charleston-North Charleston, SC (MSA) | 32 | 42 | 58 | 71 | 71 | 77 | 64 | 79 | 79 | 92 | Bellingham, WA (MSA) | 80 | 79 | 75 | 65 | 46 | 42 | 71 | 97 | 126 | 162 |
| Boston-Cambridge-Newton, MA-NH (MSA) | 33 | 20 | 23 | 38 | 55 | 58 | 44 | 44 | 34 | 15 | Bend-Redmond, OR (MSA) | 265 | 230 | 171 | 110 | 73 | 43 | 49 | 46 | 61 | 79 |
| Albany-Schenectady-Troy, NY (MSA) | 34 | 25 | 38 | 55 | 68 | 92 | 68 | 75 | 65 | 54 | Billings, MT (MSA) | 120 | 96 | 79 | 62 | 51 | 83 | 105 | 159 | 173 | 186 |
| Morgantown, WV (MSA) | 35 | 57 | 69 | 68 | 101 | 131 | 175 | 198 | 216 | 240 | Binghamton, NY (MSA) | 224 | 223 | 259 | 273 | 296 | 327 | 323 | 323 | 344 | 332 |
| San Francisco-Oakland-Hayward, CA (MSA) | 36 | 55 | 73 | 69 | 67 | 51 | 41 | 62 | 63 | 74 | Birmingham-Hoover, AL (MSA) | 72 | 64 | 40 | 29 | 28 | 20 | 14 | 16 | 5 | 4 |
| Kennewick-Richland, WA (MSA) | 37 | 26 | 11 | 13 | 35 | 70 | 125 | 137 | 175 | 203 | Bismarck, ND (MSA) | 19 | 63 | 67 | 79 | 100 | 145 | 188 | 221 | 229 | 264 |
| Iowa City, IA (MSA) | 38 | 52 | 68 | 102 | 122 | 138 | 133 | 157 | 144 | 149 | Blacksburg-Christiansburg-Radford, VA (MSA) | 208 | 257 | 286 | 278 | 301 | 333 | 306 | 279 | 279 | 253 |

| Metropolitan Areas | 2015 | 2014 | 2013 | 2012 | 2011 | 2010 | 2009 | 2008 | 2007 | 2006 | Metropolitan Areas | 2015 | 2014 | 2013 | 2012 | 2011 | 2010 | 2009 | 2008 | 2007 | 2006 | |
|---|-------------|-------------|-------------|-------------|-------------|-------------|-------------|-------------|-------------|-------------|---|-------------|-------------|-------------|-------------|-------------|-------------|-------------|-------------|-------------|-------------|----|
| Virginia Beach-Norfolk-Newport News, VA-NC (MSA) | 39 | 40 | 28 | 25 | 42 | 90 | 63 | 61 | 33 | 46 | Bloomington, IL (MSA) | 93 | 108 | 125 | 131 | 153 | 159 | 192 | 169 | 155 | 132 | |
| Killeen-Temple, TX (MSA) | 40 | 13 | 8 | 30 | 60 | 89 | 122 | 125 | 143 | 169 | Bloomington, IN (MSA) | 268 | 270 | 291 | 302 | 311 | 345 | 334 | 324 | 311 | 288 | |
| Portland-Vancouver-Hillsboro, OR-WA (MSA) | 41 | 36 | 45 | 51 | 25 | 24 | 24 | 30 | 49 | 63 | Bloomsburg-Berwick, PA (MSA) | 135 | 179 | na | na | na | na | na | na | na | na | na |
| New York-Newark-Jersey City, NY-NJ-PA (MSA) | 42 | 27 | 32 | 43 | 64 | 62 | 43 | 38 | 42 | 42 | Boise City, ID (MSA) | 161 | 177 | 128 | 88 | 58 | 37 | 65 | 48 | 66 | 78 | |
| Anchorage, AK (MSA) | 43 | 38 | 53 | 37 | 96 | 154 | 180 | 217 | 226 | 223 | Boston-Cambridge-Newton, MA-NH (MSA) | 33 | 20 | 23 | 38 | 55 | 58 | 44 | 44 | 34 | 15 | |
| Hartford-West Hartford-East Hartford, CT (MSA) | 44 | 39 | 36 | 26 | 45 | 36 | 40 | 63 | 58 | 39 | Boulder, CO (MSA) | 95 | 122 | 111 | 108 | 87 | 87 | 102 | 112 | 125 | 140 | |
| Fayetteville-Springdale-Rogers, AR-MO (MSA) | 45 | 58 | 83 | 76 | 105 | 100 | 131 | 139 | 117 | 105 | Bowling Green, KY (MSA) | 230 | 255 | 251 | 274 | 260 | 254 | 252 | 277 | 275 | 305 | |
| Little Rock-North Little Rock-Conway, AR (MSA) | 46 | 28 | 33 | 21 | 26 | 52 | 55 | 67 | 56 | 59 | Bremerton-Silverdale, WA (MSA) | 148 | 107 | 82 | 61 | 30 | 64 | 88 | 88 | 106 | 135 | |
| Richmond, VA (MSA) | 47 | 62 | 44 | 35 | 36 | 63 | 56 | 53 | 27 | 27 | Bridgeport-Stamford-Norwalk, CT (MSA) | 88 | 112 | 96 | 80 | 70 | 54 | 42 | 70 | 59 | 44 | |
| Cincinnati, OH-KY-IN (MSA) | 48 | 21 | 34 | 41 | 66 | 50 | 38 | 31 | 38 | 34 | Brownsville-Harlingen, TX (MSA) | 241 | 246 | 204 | 221 | 240 | 253 | 297 | 308 | 283 | 300 | |
| Indianapolis-Carmel-Anderson, IN (MSA) | 49 | 29 | 18 | 27 | 27 | 26 | 17 | 18 | 14 | 9 | Brunswick, GA (MSA) | 349 | 335 | 313 | 296 | 268 | 272 | 298 | 273 | 262 | 242 | |
| Napa, CA (MSA) | 50 | 66 | 52 | 46 | 21 | 32 | 46 | 65 | 46 | 72 | Buffalo-Cheektowaga-Niagara Falls, NY (MSA) | 71 | 93 | 129 | 157 | 190 | 219 | 161 | 167 | 167 | 179 | |
| Manchester-Nashua, NH (MSA) | 51 | 22 | 26 | 40 | 61 | 44 | 48 | 32 | 39 | 40 | Burlington, NC (MSA) | 375 | 374 | 350 | 352 | 350 | 349 | 354 | 344 | 328 | 301 | |
| Providence-Warwick, RI-MA (MSA) | 52 | 84 | 88 | 104 | 109 | 98 | 79 | 74 | 45 | 31 | Burlington-South Burlington, VT (MSA) | 26 | 44 | 61 | 83 | 110 | 82 | 72 | 59 | 53 | 32 | |
| Cedar Rapids, IA (MSA) | 53 | 30 | 54 | 89 | 93 | 78 | 116 | 136 | 159 | 165 | California-Lexington Park, MD (MSA) | 12 | 19 | na | na | na | na | na | na | na | na | na |
| Fairbanks, AK (MSA) | 54 | 54 | 86 | 96 | 130 | 155 | 177 | 232 | 255 | 280 | Canton-Massillon, OH (MSA) | 322 | 343 | 336 | 346 | 330 | 297 | 283 | 271 | 288 | 267 | |
| Trenton, NJ (MSA) | 55 | 56 | 39 | 34 | 34 | 19 | 23 | 36 | 44 | 64 | Cape Coral-Fort Myers, FL (MSA) | 229 | 278 | 224 | 183 | 166 | 108 | 69 | 51 | 48 | 69 | |
| Green Bay, WI (MSA) | 56 | 47 | 43 | 67 | 75 | 48 | 78 | 68 | 50 | 48 | Cape Girardeau, MO-IL (MSA) | 210 | 218 | 214 | 219 | 221 | 188 | 145 | 183 | 183 | 183 | |
| Oxnard-Thousand Oaks-Ventura, CA (MSA) | 57 | 74 | 76 | 60 | 33 | 30 | 32 | 28 | 29 | 36 | Carbondale-Marion, IL (MSA) | 200 | 209 | na | na | na | na | na | na | na | na | na |
| San Jose-Sunnyvale-Santa Clara, CA (MSA) | 58 | 133 | 132 | 97 | 86 | 71 | 89 | 104 | 120 | 120 | Carson City, NV (MSA) | 233 | 273 | 230 | 195 | 170 | 121 | 90 | 87 | 91 | 84 | |
| Corpus Christi, TX (MSA) | 59 | 68 | 48 | 49 | 53 | 80 | 123 | 153 | 161 | 193 | Casper, WY (MSA) | 86 | 113 | 141 | 133 | 128 | 125 | 169 | 206 | 241 | 273 | |
| Minneapolis-St. Paul-Bloomington, MN-WI (MSA) | 60 | 71 | 57 | 64 | 38 | 31 | 16 | 19 | 12 | 5 | Cedar Rapids, IA (MSA) | 53 | 30 | 54 | 89 | 93 | 78 | 116 | 136 | 159 | 165 | |
| Atlanta-Sandy Springs-Roswell, GA (MSA) | 61 | 35 | 29 | 22 | 18 | 18 | 20 | 14 | 9 | 6 | Chambersburg-Waynesboro, PA (MSA) | 274 | 277 | na | na | na | na | na | na | na | na | na |
| Cheyenne, WY (MSA) | 62 | 45 | 35 | 53 | 74 | 119 | 152 | 126 | 158 | 175 | Champaign-Urbana, IL (MSA) | 213 | 245 | 272 | 300 | 328 | 316 | 340 | 314 | 272 | 241 | |
| San Luis Obispo-Paso Robles-Arroyo Grande, CA (MSA) | 63 | 98 | 85 | 75 | 41 | 49 | 77 | 56 | 70 | 53 | Charleston, WV (MSA) | 162 | 132 | 101 | 99 | 80 | 113 | 100 | 130 | 112 | 93 | |
| Sacramento--Roseville--Arden-Arcade, CA (MSA) | 64 | 61 | 55 | 45 | 19 | 5 | 11 | 5 | 10 | 19 | Charleston-North Charleston, SC (MSA) | 32 | 42 | 58 | 71 | 71 | 77 | 64 | 79 | 79 | 92 | |
| Watertown-Fort Drum, NY (MSA) | 65 | 43 | na | na | na | na | na | na | na | na | Charlotte-Concord-Gastonia, NC-SC (MSA) | 15 | 32 | 21 | 15 | 17 | 11 | 3 | 1 | 2 | 1 | |
| Honolulu (Urban), HI (MSA) | 66 | 41 | 49 | 54 | 59 | 72 | 103 | 132 | 146 | 190 | Charlottesville, VA (MSA) | 21 | 34 | 37 | 28 | 29 | 33 | 61 | 58 | 78 | 81 | |
| Bakersfield, CA (MSA) | 67 | 87 | 109 | 116 | 89 | 86 | 111 | 122 | 172 | 202 | Chattanooga, TN-GA (MSA) | 143 | 118 | 112 | 113 | 118 | 99 | 108 | 93 | 75 | 71 | |
| Oklahoma City, OK (MSA) | 68 | 76 | 103 | 85 | 99 | 75 | 97 | 148 | 180 | 153 | Cheyenne, WY (MSA) | 62 | 45 | 35 | 53 | 74 | 119 | 152 | 126 | 158 | 175 | |
| Rochester, NY (MSA) | 69 | 60 | 81 | 103 | 121 | 135 | 110 | 106 | 115 | 147 | Chicago-Naperville-Elgin, IL-IN-WI (MSA) | 75 | 51 | 71 | 63 | 48 | 45 | 21 | 13 | 21 | 30 | |
| New Haven-Milford, CT (MSA) | 70 | 75 | 72 | 57 | 65 | 55 | 52 | 57 | 41 | 35 | Chico, CA (MSA) | 278 | 302 | 273 | 250 | 211 | 200 | 212 | 187 | 164 | 198 | |
| Buffalo-Cheektowaga-Niagara Falls, NY (MSA) | 71 | 93 | 129 | 157 | 190 | 219 | 161 | 167 | 167 | 179 | Cincinnati, OH-KY-IN (MSA) | 48 | 21 | 34 | 41 | 66 | 50 | 38 | 31 | 38 | 34 | |
| Birmingham-Hoover, AL (MSA) | 72 | 64 | 40 | 29 | 28 | 20 | 14 | 16 | 5 | 4 | Clarksville, TN-KY (MSA) | 131 | 121 | 105 | 145 | 177 | 197 | 196 | 186 | 165 | 159 | |
| St. Louis, MO-IL (MSA) | 73 | 94 | 87 | 93 | 127 | 101 | 62 | 69 | 31 | 33 | Cleveland, TN (MSA) | 203 | 205 | 250 | 292 | 314 | 309 | 305 | 278 | 287 | 302 | |
| Eau Claire, WI (MSA) | 74 | 88 | 114 | 142 | 187 | 185 | 184 | 199 | 187 | 145 | Cleveland-Elyria, OH (MSA) | 119 | 146 | 179 | 185 | 175 | 141 | 94 | 94 | 132 | 157 | |
| Chicago-Naperville-Elgin, IL-IN-WI (MSA) | 75 | 51 | 71 | 63 | 48 | 45 | 21 | 13 | 21 | 30 | Coeur d'Alene, ID (MSA) | 317 | 307 | 238 | 189 | 135 | 124 | 147 | 161 | 160 | 144 | |
| Lafayette, LA (MSA) | 76 | 59 | 77 | 98 | 107 | 126 | 176 | 223 | 236 | 271 | College Station-Bryan, TX (MSA) | 107 | 91 | 104 | 122 | 157 | 194 | 201 | 225 | 256 | 282 | |
| Phoenix-Mesa-Scottsdale, AZ (MSA) | 77 | 77 | 62 | 36 | 20 | 16 | 18 | 6 | 7 | 8 | Colorado Springs, CO (MSA) | 83 | 67 | 41 | 39 | 24 | 40 | 73 | 77 | 83 | 67 | |
| Syracuse, NY (MSA) | 78 | 78 | 107 | 129 | 162 | 195 | 149 | 166 | 179 | 201 | Columbia, MO (MSA) | 84 | 90 | 80 | 111 | 136 | 171 | 193 | 182 | 149 | 130 | |
| Lexington-Fayette, KY (MSA) | 79 | 86 | 65 | 73 | 102 | 67 | 37 | 49 | 62 | 50 | Columbia, SC (MSA) | 117 | 110 | 134 | 126 | 104 | 115 | 84 | 72 | 85 | 76 | |

| Metropolitan Areas | 2015 | 2014 | 2013 | 2012 | 2011 | 2010 | 2009 | 2008 | 2007 | 2006 | Metropolitan Areas | 2015 | 2014 | 2013 | 2012 | 2011 | 2010 | 2009 | 2008 | 2007 | 2006 |
|---|-------------|-------------|-------------|-------------|-------------|-------------|-------------|-------------|-------------|-------------|--|-------------|-------------|-------------|-------------|-------------|-------------|-------------|-------------|-------------|-------------|
| Bellingham, WA (MSA) | 80 | 79 | 75 | 65 | 46 | 42 | 71 | 97 | 126 | 162 | Columbus, GA-AL (MSA) | 150 | 157 | 175 | 166 | 180 | 216 | 236 | 240 | 214 | 176 |
| Olympia-Tumwater, WA (MSA) | 81 | 50 | 25 | 11 | 7 | 14 | 26 | 33 | 54 | 66 | Columbus, IN (MSA) | 236 | 234 | 264 | 282 | 262 | 228 | 230 | 238 | 264 | 274 |
| Milwaukee-Waukesha-West Allis, WI (MSA) | 82 | 53 | 66 | 70 | 94 | 66 | 45 | 35 | 40 | 37 | Columbus, OH (MSA) | 11 | 24 | 22 | 33 | 49 | 38 | 35 | 26 | 20 | 7 |
| Colorado Springs, CO (MSA) | 83 | 67 | 41 | 39 | 24 | 40 | 73 | 77 | 83 | 67 | Corpus Christi, TX (MSA) | 59 | 68 | 48 | 49 | 53 | 80 | 123 | 153 | 161 | 193 |
| Columbia, MO (MSA) | 84 | 90 | 80 | 111 | 136 | 171 | 193 | 182 | 149 | 130 | Corvallis, OR (MSA) | 231 | 194 | 197 | 217 | 238 | 270 | 263 | 244 | 222 | 219 |
| Fayetteville, NC (MSA) | 85 | 92 | 59 | 59 | 92 | 122 | 165 | 131 | 128 | 150 | Crestview-Fort Walton Beach-Destin, FL (MSA) | 179 | 163 | 118 | 115 | 111 | 144 | 128 | 99 | 113 | 118 |
| Casper, WY (MSA) | 86 | 113 | 141 | 133 | 128 | 125 | 169 | 206 | 241 | 273 | Cumberland, MD-WV (MSA) | 237 | 244 | 269 | 290 | 303 | 326 | 346 | 337 | 340 | 346 |
| Santa Maria-Santa Barbara, CA (MSA) | 87 | 83 | 92 | 114 | 83 | 69 | 66 | 78 | 82 | 113 | Dallas-Fort Worth-Arlington, TX (MSA) | 13 | 18 | 14 | 14 | 11 | 10 | 4 | 7 | 22 | 16 |
| Bridgeport-Stamford-Norwalk, CT (MSA) | 88 | 112 | 96 | 80 | 70 | 54 | 42 | 70 | 59 | 44 | Dalton, GA (MSA) | 345 | 345 | 332 | 306 | 315 | 286 | 246 | 233 | 219 | 236 |
| Norwich-New London, CT (MSA) | 89 | 72 | 50 | 47 | 43 | 34 | 86 | 82 | 73 | 65 | Danville, IL (MSA) | 381 | 381 | 366 | 366 | 366 | 366 | 366 | 363 | 363 | 361 |
| Worcester, MA-CT (MSA) | 90 | 152 | 117 | 125 | 151 | 160 | 172 | 160 | 122 | 98 | Daphne-Fairhope-Foley, AL (MSA) | 173 | 167 | na | na | na | na | na | na | na | na |
| Lincoln, NE (MSA) | 91 | 80 | 74 | 94 | 108 | 130 | 174 | 174 | 152 | 127 | Davenport-Moline-Rock Island, IA-IL (MSA) | 111 | 82 | 106 | 153 | 147 | 178 | 157 | 188 | 201 | 227 |
| Jackson, MS (MSA) | 92 | 65 | 78 | 77 | 81 | 106 | 91 | 83 | 69 | 60 | Dayton, OH (MSA) | 205 | 217 | 252 | 271 | 295 | 265 | 199 | 175 | 168 | 136 |
| Bloomington, IL (MSA) | 93 | 108 | 125 | 131 | 153 | 159 | 192 | 169 | 155 | 132 | Decatur, AL (MSA) | 351 | 350 | 346 | 340 | 312 | 295 | 277 | 276 | 309 | 310 |
| Knoxville, TN (MSA) | 94 | 70 | 56 | 66 | 98 | 81 | 74 | 60 | 74 | 58 | Decatur, IL (MSA) | 287 | 240 | 262 | 263 | 237 | 234 | 238 | 264 | 292 | 303 |
| Boulder, CO (MSA) | 95 | 122 | 111 | 108 | 87 | 87 | 102 | 112 | 125 | 140 | Deltona-Daytona Beach-Ormond Beach, FL (MSA) | 355 | 353 | 344 | 311 | 280 | 258 | 208 | 171 | 195 | 166 |
| Houma-Thibodaux, LA (MSA) | 96 | 127 | 165 | 187 | 248 | 260 | 314 | 347 | 355 | 352 | Denver-Aurora-Lakewood, CO (MSA) | 20 | 23 | 24 | 24 | 9 | 3 | 7 | 17 | 19 | 14 |
| Vallejo-Fairfield, CA (MSA) | 97 | 106 | 102 | 106 | 62 | 35 | 82 | 64 | 55 | 73 | Des Moines-West Des Moines, IA (MSA) | 4 | 1 | 2 | 2 | 6 | 7 | 13 | 12 | 11 | 13 |
| Midland, TX (MSA) | 98 | 125 | 177 | 167 | 182 | 184 | 234 | 281 | 295 | 316 | Detroit-Warren-Dearborn, MI (MSA) | 188 | 190 | 200 | 215 | 181 | 151 | 117 | 115 | 89 | 89 |
| Winchester, VA-WV (MSA) | 99 | 155 | 121 | 121 | 138 | 147 | 137 | 108 | 87 | 80 | Dothan, AL (MSA) | 255 | 279 | 289 | 291 | 318 | 285 | 257 | 266 | 293 | 287 |
| Durham-Chapel Hill, NC (MSA) | 100 | 69 | 47 | 48 | 44 | 59 | 85 | 80 | 77 | 52 | Dover, DE (MSA) | 154 | 159 | 139 | 158 | 168 | 182 | 179 | 165 | 136 | 138 |
| Wilmington, NC (MSA) | 101 | 89 | 97 | 100 | 106 | 112 | 127 | 152 | 123 | 121 | Dubuque, IA (MSA) | 158 | 144 | 158 | 196 | 227 | 238 | 228 | 250 | 281 | 306 |
| Oshkosh-Neenah, WI (MSA) | 102 | 104 | 110 | 135 | 161 | 132 | 151 | 138 | 131 | 107 | Duluth, MN-WI (MSA) | 284 | 297 | 288 | 308 | 284 | 259 | 224 | 231 | 206 | 170 |
| Tulsa, OK (MSA) | 103 | 124 | 137 | 141 | 155 | 142 | 139 | 170 | 153 | 131 | Durham-Chapel Hill, NC (MSA) | 100 | 69 | 47 | 48 | 44 | 59 | 85 | 80 | 77 | 52 |
| Greeley, CO (MSA) | 104 | 141 | 130 | 130 | 120 | 88 | 150 | 164 | 157 | 128 | East Stroudsburg, PA (MSA) | 335 | 289 | na | na | na | na | na | na | na | na |
| Los Angeles-Long Beach-Anaheim, CA (MSA) | 105 | 102 | 113 | 105 | 78 | 60 | 57 | 55 | 47 | 61 | Eau Claire, WI (MSA) | 74 | 88 | 114 | 142 | 187 | 185 | 184 | 199 | 187 | 145 |
| Portland-South Portland, ME (MSA) | 106 | 81 | 95 | 132 | 178 | 152 | 132 | 105 | 81 | 77 | El Centro, CA (MSA) | 336 | 336 | 287 | 288 | 270 | 300 | 336 | 315 | 319 | 342 |
| College Station-Bryan, TX (MSA) | 107 | 91 | 104 | 122 | 157 | 194 | 201 | 225 | 256 | 282 | El Paso, TX (MSA) | 110 | 101 | 93 | 120 | 158 | 186 | 198 | 219 | 190 | 171 |
| Memphis, TN-MS-AR (MSA) | 108 | 85 | 64 | 50 | 56 | 46 | 39 | 37 | 17 | 12 | Elizabethtown-Fort Knox, KY (MSA) | 242 | 260 | 207 | 253 | 266 | 287 | 280 | 242 | 234 | 245 |
| Ithaca, NY (MSA) | 109 | 136 | 174 | 204 | 231 | 255 | 279 | 272 | 271 | 293 | Elkhart-Goshen, IN (MSA) | 306 | 349 | 330 | 341 | 313 | 282 | 217 | 192 | 191 | 211 |
| El Paso, TX (MSA) | 110 | 101 | 93 | 120 | 158 | 186 | 198 | 219 | 190 | 171 | Elmira, NY (MSA) | 280 | 287 | 303 | 314 | 338 | 322 | 345 | 348 | 347 | 323 |
| Davenport-Moline-Rock Island, IA-IL (MSA) | 111 | 82 | 106 | 153 | 147 | 178 | 157 | 188 | 201 | 227 | Erie, PA (MSA) | 339 | 338 | 300 | 321 | 309 | 317 | 286 | 268 | 269 | 251 |
| Miami-Fort Lauderdale-West Palm Beach, FL (MSA) | 112 | 114 | 100 | 84 | 77 | 53 | 60 | 47 | 60 | 70 | Eugene, OR (MSA) | 316 | 280 | 295 | 265 | 213 | 175 | 148 | 127 | 140 | 160 |
| Springfield, MA (MSA) | 113 | 140 | 156 | 161 | 145 | 183 | 183 | 154 | 116 | 100 | Evansville, IN-KY (MSA) | 211 | 196 | 178 | 191 | 176 | 168 | 124 | 102 | 88 | 102 |
| Jacksonville, NC (MSA) | 114 | 99 | 94 | 128 | 164 | 199 | 264 | 299 | 284 | 327 | Fairbanks, AK (MSA) | 54 | 54 | 86 | 96 | 130 | 155 | 177 | 232 | 255 | 280 |
| Hagerstown-Martinsburg, MD-WV (MSA) | 115 | 128 | 153 | 137 | 117 | 95 | 92 | 81 | 86 | 114 | Fargo, ND-MN (MSA) | 17 | 7 | 15 | 19 | 23 | 25 | 51 | 84 | 96 | 108 |
| Fort Collins, CO (MSA) | 116 | 148 | 162 | 143 | 116 | 103 | 114 | 107 | 80 | 75 | Farmington, NM (MSA) | 320 | 274 | 245 | 212 | 184 | 220 | 248 | 288 | 317 | 340 |
| Columbia, SC (MSA) | 117 | 110 | 134 | 126 | 104 | 115 | 84 | 72 | 85 | 76 | Fayetteville, NC (MSA) | 85 | 92 | 59 | 59 | 92 | 122 | 165 | 131 | 128 | 150 |
| Warner Robins, GA (MSA) | 118 | 95 | 60 | 78 | 113 | 153 | 205 | 209 | 210 | 226 | Fayetteville-Springdale-Rogers, AR-MO (MSA) | 45 | 58 | 83 | 76 | 105 | 100 | 131 | 139 | 117 | 105 |
| Cleveland-Elyria, OH (MSA) | 119 | 146 | 179 | 185 | 175 | 141 | 94 | 94 | 132 | 157 | Flagstaff, AZ (MSA) | 298 | 286 | 232 | 203 | 183 | 187 | 231 | 214 | 176 | 158 |
| Billings, MT (MSA) | 120 | 96 | 79 | 62 | 51 | 83 | 105 | 159 | 173 | 186 | Flint, MI (MSA) | 376 | 379 | 364 | 363 | 357 | 358 | 327 | 307 | 299 | 283 |
| Lancaster, PA (MSA) | 121 | 115 | 138 | 144 | 139 | 156 | 112 | 101 | 114 | 104 | Florence, SC (MSA) | 302 | 323 | 312 | 307 | 297 | 298 | 288 | 256 | 232 | 207 |
| New Orleans-Metairie, LA (MSA) | 122 | 120 | 143 | 159 | 167 | 206 | 269 | 262 | 244 | 116 | Florence-Muscle Shoals, AL (MSA) | 259 | 276 | 302 | 297 | 306 | 312 | 337 | 341 | 354 | 354 |
| Savannah, GA (MSA) | 123 | 135 | 108 | 91 | 72 | 94 | 138 | 133 | 121 | 152 | Fond du Lac, WI (MSA) | 288 | 239 | 188 | 225 | 200 | 163 | 194 | 204 | 209 | 216 |
| Louisville-Jefferson County, KY-IN (MSA) | 124 | 97 | 90 | 81 | 76 | 102 | 59 | 66 | 67 | 41 | Fort Collins, CO (MSA) | 116 | 148 | 162 | 143 | 116 | 103 | 114 | 107 | 80 | 75 |
| Montgomery, AL (MSA) | 125 | 105 | 98 | 72 | 84 | 65 | 75 | 50 | 36 | 62 | Fort Smith, AR-OK (MSA) | 358 | 347 | 337 | 334 | 316 | 284 | 251 | 267 | 268 | 268 |

| Metropolitan Areas | 2015 | 2014 | 2013 | 2012 | 2011 | 2010 | 2009 | 2008 | 2007 | 2006 | Metropolitan Areas | 2015 | 2014 | 2013 | 2012 | 2011 | 2010 | 2009 | 2008 | 2007 | 2006 |
|--|-------------|-------------|-------------|-------------|-------------|-------------|-------------|-------------|-------------|-------------|--|-------------|-------------|-------------|-------------|-------------|-------------|-------------|-------------|-------------|-------------|
| Odessa, TX (MSA) | 126 | 165 | 225 | 205 | 214 | 218 | 276 | 312 | 353 | 356 | Fort Wayne, IN (MSA) | 262 | 241 | 239 | 251 | 250 | 221 | 155 | 155 | 145 | 126 |
| Amarillo, TX (MSA) | 127 | 137 | 154 | 134 | 156 | 170 | 222 | 253 | 247 | 259 | Fresno, CA (MSA) | 196 | 207 | 213 | 209 | 171 | 146 | 107 | 96 | 92 | 109 |
| Akron, OH (MSA) | 128 | 131 | 150 | 182 | 191 | 150 | 99 | 95 | 108 | 90 | Gadsden, AL (MSA) | 343 | 324 | 333 | 339 | 352 | 352 | 357 | 356 | 338 | 349 |
| Ogden-Clearfield, UT (MSA) | 129 | 111 | 84 | 56 | 79 | 110 | 121 | 113 | 134 | 117 | Gainesville, FL (MSA) | 235 | 267 | 233 | 210 | 192 | 231 | 207 | 224 | 202 | 191 |
| Santa Rosa, CA (MSA) | 130 | 150 | 126 | 86 | 47 | 39 | 54 | 42 | 64 | 55 | Gainesville, GA (MSA) | 238 | 216 | 187 | 162 | 131 | 105 | 136 | 117 | 127 | 123 |
| Clarksville, TN-KY (MSA) | 131 | 121 | 105 | 145 | 177 | 197 | 196 | 186 | 165 | 159 | Gettysburg, PA (MSA) | 297 | 293 | na | na | na | na | na | na | na | na |
| Tampa-St. Petersburg-Clearwater, FL (MSA) | 132 | 116 | 127 | 95 | 57 | 85 | 50 | 29 | 43 | 47 | Glens Falls, NY (MSA) | 183 | 225 | 253 | 272 | 278 | 303 | 324 | 316 | 339 | 348 |
| Barnstable Town, MA (MSA) | 133 | 158 | 169 | 164 | 215 | 209 | 163 | 129 | 111 | 91 | Goldsboro, NC (MSA) | 330 | 301 | 277 | 320 | 337 | 321 | 312 | 335 | 312 | 299 |
| Scranton--Wilkes-Barre--Hazleton, PA (MSA) | 134 | 134 | 161 | 184 | 152 | 198 | 159 | 180 | 196 | 168 | Grand Forks, ND-MN (MSA) | 261 | 219 | 234 | 248 | 302 | 334 | 333 | 339 | 351 | 353 |
| Bloomsburg-Berwick, PA (MSA) | 135 | 179 | na | na | na | na | na | na | na | na | Grand Island, NE (MSA) | 225 | 235 | na | na | na | na | na | na | na | na |
| Las Vegas-Henderson-Paradise, NV (MSA) | 136 | 103 | 63 | 31 | 54 | 22 | 25 | 10 | 3 | 10 | Grand Junction, CO (MSA) | 318 | 263 | 189 | 148 | 103 | 84 | 106 | 141 | 188 | 194 |
| Rapid City, SD (MSA) | 137 | 100 | 122 | 136 | 137 | 167 | 200 | 222 | 224 | 243 | Grand Rapids-Wyoming, MI (MSA) | 146 | 162 | 184 | 155 | 129 | 97 | 53 | 54 | 35 | 28 |
| La Crosse-Onalaska, WI-MN (MSA) | 138 | 171 | 196 | 214 | 218 | 237 | 245 | 228 | 230 | 212 | Grants Pass, OR (MSA) | 374 | 367 | na | na | na | na | na | na | na | na |
| Reading, PA (MSA) | 139 | 149 | 123 | 127 | 132 | 140 | 126 | 119 | 99 | 110 | Great Falls, MT (MSA) | 149 | 109 | 120 | 123 | 173 | 202 | 216 | 239 | 270 | 308 |
| Victoria, TX (MSA) | 140 | 176 | 163 | 186 | 186 | 179 | 225 | 269 | 276 | 295 | Greeley, CO (MSA) | 104 | 141 | 130 | 130 | 120 | 88 | 150 | 164 | 157 | 128 |
| Orlando-Kissimmee-Sanford, FL (MSA) | 141 | 117 | 70 | 52 | 31 | 27 | 28 | 21 | 13 | 24 | Green Bay, WI (MSA) | 56 | 47 | 43 | 67 | 75 | 48 | 78 | 68 | 50 | 48 |
| McAllen-Edinburg-Mission, TX (MSA) | 142 | 138 | 144 | 176 | 185 | 213 | 210 | 191 | 185 | 184 | Greensboro-High Point, NC (MSA) | 243 | 226 | 215 | 190 | 159 | 134 | 134 | 110 | 98 | 83 |
| Chattanooga, TN-GA (MSA) | 143 | 118 | 112 | 113 | 118 | 99 | 108 | 93 | 75 | 71 | Greenville, NC (MSA) | 256 | 221 | 236 | 261 | 254 | 289 | 311 | 322 | 323 | 334 |
| Albuquerque, NM (MSA) | 144 | 130 | 99 | 87 | 95 | 111 | 129 | 111 | 100 | 88 | Greenville-Anderson-Mauldin, SC (MSA) | 217 | 224 | 223 | 223 | 194 | 161 | 142 | 144 | 148 | 139 |
| Wausau, WI (MSA) | 145 | 188 | 160 | 150 | 140 | 104 | 81 | 76 | 90 | 82 | Gulfport-Biloxi-Pascagoula, MS (MSA) | 239 | 264 | 235 | 232 | 267 | 302 | 350 | 353 | 324 | 263 |
| Grand Rapids-Wyoming, MI (MSA) | 146 | 162 | 184 | 155 | 129 | 97 | 53 | 54 | 35 | 28 | Hagerstown-Martinsburg, MD-WV (MSA) | 115 | 128 | 153 | 137 | 117 | 95 | 92 | 81 | 86 | 114 |
| Santa Cruz-Watsonville, CA (MSA) | 147 | 206 | 183 | 151 | 141 | 133 | 160 | 150 | 171 | 205 | Hammond, LA (MSA) | 272 | 269 | na | na | na | na | na | na | na | na |
| Bremerton-Silverdale, WA (MSA) | 148 | 107 | 82 | 61 | 30 | 64 | 88 | 88 | 106 | 135 | Hanford-Corcoran, CA (MSA) | 304 | 315 | 271 | 244 | 226 | 191 | 227 | 210 | 235 | 260 |
| Great Falls, MT (MSA) | 149 | 109 | 120 | 123 | 173 | 202 | 216 | 239 | 270 | 308 | Harrisburg-Carlisle, PA (MSA) | 31 | 49 | 42 | 74 | 85 | 118 | 76 | 73 | 57 | 49 |
| Columbus, GA-AL (MSA) | 150 | 157 | 175 | 166 | 180 | 216 | 236 | 240 | 214 | 176 | Harrisonburg, VA (MSA) | 193 | 203 | 195 | 173 | 201 | 208 | 215 | 212 | 205 | 229 |
| Ocean City, NJ (MSA) | 151 | 185 | 201 | 220 | 249 | 268 | 219 | 178 | 137 | 154 | Hartford-West Hartford-East Hartford, CT (MSA) | 44 | 39 | 36 | 26 | 45 | 36 | 40 | 63 | 58 | 39 |
| Provo-Orem, UT (MSA) | 152 | 180 | 186 | 156 | 134 | 129 | 170 | 193 | 181 | 146 | Hattiesburg, MS (MSA) | 226 | 204 | 202 | 241 | 271 | 305 | 317 | 287 | 308 | 284 |
| Waco, TX (MSA) | 153 | 154 | 140 | 171 | 202 | 239 | 218 | 243 | 251 | 235 | Hickory-Lenoir-Morganton, NC (MSA) | 377 | 375 | 353 | 353 | 356 | 354 | 353 | 336 | 337 | 325 |
| Dover, DE (MSA) | 154 | 159 | 139 | 158 | 168 | 182 | 179 | 165 | 136 | 138 | Hilton Head Island-Bluffton-Beaufort, SC (MSA) | 194 | 214 | na | na | na | na | na | na | na | na |
| Jackson, TN (MSA) | 155 | 192 | 218 | 247 | 235 | 205 | 187 | 162 | 129 | 125 | Hinesville, GA (MSA) | 310 | 268 | 205 | 216 | 234 | 257 | 307 | 294 | 290 | 319 |
| Appleton, WI (MSA) | 156 | 126 | 124 | 117 | 97 | 68 | 80 | 91 | 109 | 99 | Homosassa Springs, FL (MSA) | 352 | 356 | na | na | na | na | na | na | na | na |
| Jacksonville, FL (MSA) | 157 | 143 | 115 | 92 | 69 | 76 | 58 | 45 | 71 | 57 | Honolulu (Urban), HI (MSA) | 66 | 41 | 49 | 54 | 59 | 72 | 103 | 132 | 146 | 190 |
| Dubuque, IA (MSA) | 158 | 144 | 158 | 196 | 227 | 238 | 228 | 250 | 281 | 306 | Hot Springs, AR (MSA) | 275 | 247 | 279 | 280 | 300 | 324 | 300 | 311 | 313 | 309 |
| Longview, TX (MSA) | 159 | 174 | 148 | 118 | 124 | 139 | 189 | 230 | 263 | 291 | Houma-Thibodaux, LA (MSA) | 96 | 127 | 165 | 187 | 248 | 260 | 314 | 347 | 355 | 352 |
| Alexandria, LA (MSA) | 160 | 147 | 151 | 139 | 149 | 174 | 253 | 282 | 289 | 275 | Houston-The Woodlands-Sugar Land, TX (MSA) | 10 | 11 | 17 | 12 | 5 | 4 | 1 | 8 | 26 | 29 |
| Boise City, ID (MSA) | 161 | 177 | 128 | 88 | 58 | 37 | 65 | 48 | 66 | 78 | Huntington-Ashland, WV-KY-OH (MSA) | 201 | 227 | 265 | 255 | 269 | 277 | 260 | 254 | 266 | 276 |
| Charleston, WV (MSA) | 162 | 132 | 101 | 99 | 80 | 113 | 100 | 130 | 112 | 93 | Huntsville, AL (MSA) | 23 | 10 | 19 | 16 | 52 | 91 | 87 | 85 | 97 | 95 |
| Shreveport-Bossier City, LA (MSA) | 163 | 129 | 136 | 163 | 142 | 164 | 141 | 172 | 182 | 213 | Idaho Falls, ID (MSA) | 178 | 197 | 237 | 236 | 225 | 210 | 220 | 185 | 200 | 197 |
| Vineland-Bridgeton, NJ (MSA) | 164 | 123 | 147 | 168 | 195 | 193 | 162 | 156 | 135 | 172 | Indianapolis-Carmel-Anderson, IN (MSA) | 49 | 29 | 18 | 27 | 27 | 26 | 17 | 18 | 14 | 9 |
| Tuscaloosa, AL (MSA) | 165 | 161 | 173 | 165 | 143 | 149 | 154 | 142 | 119 | 148 | Iowa City, IA (MSA) | 38 | 52 | 68 | 102 | 122 | 138 | 133 | 157 | 144 | 149 |
| Lubbock, TX (MSA) | 166 | 160 | 193 | 240 | 272 | 301 | 319 | 349 | 343 | 341 | Ithaca, NY (MSA) | 109 | 136 | 174 | 204 | 231 | 255 | 279 | 272 | 271 | 293 |
| Tyler, TX (MSA) | 167 | 202 | 194 | 198 | 169 | 137 | 166 | 208 | 218 | 185 | Jackson, MI (MSA) | 324 | 363 | 342 | 349 | 346 | 336 | 268 | 258 | 243 | 249 |
| Toledo, OH (MSA) | 168 | 178 | 209 | 243 | 276 | 249 | 195 | 190 | 203 | 214 | Jackson, MS (MSA) | 92 | 65 | 78 | 77 | 81 | 106 | 91 | 83 | 69 | 60 |
| Utica-Rome, NY (MSA) | 169 | 172 | 210 | 252 | 287 | 308 | 289 | 306 | 326 | 321 | Jackson, TN (MSA) | 155 | 192 | 218 | 247 | 235 | 205 | 187 | 162 | 129 | 125 |
| Augusta-Richmond County, GA-SC (MSA) | 170 | 139 | 157 | 169 | 172 | 203 | 214 | 197 | 186 | 156 | Jacksonville, FL (MSA) | 157 | 143 | 115 | 92 | 69 | 76 | 58 | 45 | 71 | 57 |
| Lake Charles, LA (MSA) | 171 | 198 | 228 | 213 | 198 | 222 | 302 | 320 | 336 | 272 | Jacksonville, NC (MSA) | 114 | 99 | 94 | 128 | 164 | 199 | 264 | 299 | 284 | 327 |
| Ann Arbor, MI (MSA) | 172 | 169 | 146 | 154 | 160 | 165 | 130 | 114 | 110 | 97 | Janesville-Beloit, WI (MSA) | 305 | 341 | 339 | 344 | 333 | 311 | 293 | 289 | 305 | 324 |

| Metropolitan Areas | 2015 | 2014 | 2013 | 2012 | 2011 | 2010 | 2009 | 2008 | 2007 | 2006 | Metropolitan Areas | 2015 | 2014 | 2013 | 2012 | 2011 | 2010 | 2009 | 2008 | 2007 | 2006 | |
|--|-------------|-------------|-------------|-------------|-------------|-------------|-------------|-------------|-------------|-------------|--|-------------|-------------|-------------|-------------|-------------|-------------|-------------|-------------|-------------|-------------|----|
| Daphne-Fairhope-Foley, AL (MSA) | 173 | 167 | na | na | na | na | na | na | na | na | Jefferson City, MO (MSA) | 182 | 182 | 142 | 172 | 210 | 181 | 213 | 194 | 212 | 161 | |
| Wichita, KS (MSA) | 174 | 175 | 203 | 192 | 204 | 190 | 153 | 177 | 204 | 239 | Johnson City, TN (MSA) | 267 | 251 | 256 | 289 | 319 | 304 | 304 | 300 | 277 | 252 | |
| Roanoke, VA (MSA) | 175 | 211 | 222 | 197 | 217 | 232 | 241 | 213 | 192 | 164 | Johnstown, PA (MSA) | 338 | 317 | 301 | 322 | 329 | 355 | 341 | 342 | 359 | 359 | |
| Riverside-San Bernardino-Ontario, CA (MSA) | 176 | 145 | 116 | 82 | 40 | 28 | 27 | 22 | 15 | 22 | Jonesboro, AR (MSA) | 291 | 282 | 298 | 315 | 340 | 342 | 355 | 350 | 325 | 329 | |
| Ames, IA (MSA) | 177 | 151 | 135 | 149 | 125 | 143 | 135 | 128 | 147 | 177 | Joplin, MO (MSA) | 244 | 210 | 249 | 246 | 275 | 250 | 308 | 313 | 285 | 244 | |
| Idaho Falls, ID (MSA) | 178 | 197 | 237 | 236 | 225 | 210 | 220 | 185 | 200 | 197 | Kahului-Wailuku-Lahaina, HI (MSA) | 218 | 212 | na | na | na | na | na | na | na | na | na |
| Crestview-Fort Walton Beach-Destin, FL (MSA) | 179 | 163 | 118 | 115 | 111 | 144 | 128 | 99 | 113 | 118 | Kalamazoo-Portage, MI (MSA) | 277 | 298 | 297 | 299 | 307 | 279 | 243 | 207 | 198 | 182 | |
| Manhattan, KS (MSA) | 180 | 142 | 119 | 160 | 163 | 157 | 120 | NR | NR | NR | Kankakee, IL (MSA) | 348 | 340 | 331 | 337 | 335 | 319 | 329 | 302 | 315 | 318 | |
| Peoria, IL (MSA) | 181 | 119 | 149 | 152 | 144 | 116 | 140 | 163 | 193 | 218 | Kansas City, MO-KS (MSA) | 28 | 9 | 10 | 8 | 16 | 17 | 9 | 20 | 16 | 11 | |
| Jefferson City, MO (MSA) | 182 | 182 | 142 | 172 | 210 | 181 | 213 | 194 | 212 | 161 | Kennewick-Richland, WA (MSA) | 37 | 26 | 11 | 13 | 35 | 70 | 125 | 137 | 175 | 203 | |
| Glens Falls, NY (MSA) | 183 | 225 | 253 | 272 | 278 | 303 | 324 | 316 | 339 | 348 | Killeen-Temple, TX (MSA) | 40 | 13 | 8 | 30 | 60 | 89 | 122 | 125 | 143 | 169 | |
| Monroe, LA (MSA) | 184 | 215 | 211 | 222 | 208 | 223 | 242 | 265 | 291 | 221 | Kingsport-Bristol-Bristol, TN-VA (MSA) | 337 | 325 | 311 | 295 | 321 | 299 | 271 | 247 | 248 | 238 | |
| Salinas, CA (MSA) | 185 | 199 | 176 | 147 | 119 | 107 | 83 | 92 | 95 | 124 | Kingston, NY (MSA) | 266 | 252 | 280 | 275 | 277 | 246 | 262 | 261 | 307 | 331 | |
| Salisbury, MD-DE (MSA) | 186 | 229 | 241 | 257 | 229 | 196 | 182 | 146 | 105 | 85 | Knoxville, TN (MSA) | 94 | 70 | 56 | 66 | 98 | 81 | 74 | 60 | 74 | 58 | |
| Spokane-Spokane Valley, WA (MSA) | 187 | 156 | 133 | 109 | 115 | 109 | 119 | 151 | 194 | 220 | Kokomo, IN (MSA) | 367 | 376 | 352 | 354 | 354 | 343 | 330 | 325 | 342 | 345 | |
| Detroit-Warren-Dearborn, MI (MSA) | 188 | 190 | 200 | 215 | 181 | 151 | 117 | 115 | 89 | 89 | La Crosse-Onalaska, WI-MN (MSA) | 138 | 171 | 196 | 214 | 218 | 237 | 245 | 228 | 230 | 212 | |
| St. Joseph, MO-KS (MSA) | 189 | 173 | 166 | 177 | 222 | 230 | 258 | 284 | 318 | 317 | Lafayette, LA (MSA) | 76 | 59 | 77 | 98 | 107 | 126 | 176 | 223 | 236 | 271 | |
| Beaumont-Port Arthur, TX (MSA) | 190 | 153 | 182 | 175 | 212 | 264 | 282 | 292 | 297 | 311 | Lafayette-West Lafayette, IN (MSA) | 321 | 331 | 310 | 304 | 292 | 294 | 265 | 270 | 246 | 247 | |
| Sheboygan, WI (MSA) | 191 | 164 | 190 | 174 | 154 | 123 | 101 | 116 | 118 | 111 | Lake Charles, LA (MSA) | 171 | 198 | 228 | 213 | 198 | 222 | 302 | 320 | 336 | 272 | |
| Wheeling, WV-OH (MSA) | 192 | 250 | 309 | 310 | 341 | 339 | 310 | 291 | 296 | 304 | Lake Havasu City-Kingman, AZ (MSA) | 368 | 370 | 351 | 330 | 281 | 217 | 221 | 176 | 154 | 182 | |
| Harrisonburg, VA (MSA) | 193 | 203 | 195 | 173 | 201 | 208 | 215 | 212 | 205 | 229 | Lakeland-Winter Haven, FL (MSA) | 295 | 306 | 284 | 268 | 233 | 267 | 229 | 189 | 169 | 209 | |
| Hilton Head Island-Bluffton-Beaufort, SC (MSA) | 194 | 214 | na | na | na | na | na | na | na | na | Lancaster, PA (MSA) | 121 | 115 | 138 | 144 | 139 | 156 | 112 | 101 | 114 | 104 | |
| Lebanon, PA (MSA) | 195 | 191 | 216 | 228 | 255 | 283 | 239 | 236 | 265 | 262 | Lansing-East Lansing, MI (MSA) | 326 | 342 | 319 | 293 | 263 | 225 | 204 | 202 | 223 | 208 | |
| Fresno, CA (MSA) | 196 | 207 | 213 | 209 | 171 | 146 | 107 | 96 | 92 | 109 | Laredo, TX (MSA) | 332 | 319 | 276 | 237 | 203 | 166 | 186 | 196 | 211 | 232 | |
| Naples-Immokalee-Marco Island, FL (MSA) | 197 | 222 | 208 | 188 | 148 | 114 | 67 | 40 | 52 | 68 | Las Cruces, NM (MSA) | 228 | 236 | 199 | 207 | 239 | 274 | 315 | 329 | 335 | 333 | |
| The Villages, FL (MSA) | 198 | 233 | na | na | na | na | na | na | na | na | Las Vegas-Henderson-Paradise, NV (MSA) | 136 | 103 | 63 | 31 | 54 | 22 | 25 | 10 | 3 | 10 | |
| Missoula, MT (MSA) | 199 | 166 | 172 | 119 | 91 | 74 | 96 | 118 | 130 | 106 | Lawrence, KS (MSA) | 234 | 258 | 263 | 254 | 293 | 306 | 287 | 245 | 215 | 183 | |
| Carbondale-Marion, IL (MSA) | 200 | 209 | na | na | na | na | na | na | na | na | Lawton, OK (MSA) | 219 | 200 | 159 | 180 | 228 | 288 | 328 | 298 | 316 | 336 | |
| Huntington-Ashland, WV-KY-OH (MSA) | 201 | 227 | 265 | 255 | 269 | 277 | 260 | 254 | 266 | 276 | Lebanon, PA (MSA) | 195 | 191 | 216 | 228 | 255 | 283 | 239 | 236 | 265 | 262 | |
| Springfield, IL (MSA) | 202 | 181 | 155 | 194 | 232 | 266 | 274 | 248 | 237 | 206 | Lewiston, ID-WA (MSA) | 292 | 290 | 261 | 258 | 246 | 235 | 275 | 283 | 300 | 326 | |
| Cleveland, TN (MSA) | 203 | 205 | 250 | 292 | 314 | 309 | 305 | 278 | 287 | 302 | Lewiston-Auburn, ME (MSA) | 281 | 296 | 258 | 277 | 325 | 296 | 266 | 227 | 189 | 163 | |
| Atlantic City-Hammonton, NJ (MSA) | 204 | 168 | 168 | 179 | 189 | 177 | 197 | 237 | 213 | 225 | Lexington-Fayette, KY (MSA) | 79 | 86 | 65 | 73 | 102 | 67 | 37 | 49 | 62 | 50 | |
| Dayton, OH (MSA) | 205 | 217 | 252 | 271 | 295 | 265 | 199 | 175 | 168 | 136 | Lima, OH (MSA) | 313 | 326 | 308 | 313 | 322 | 313 | 278 | 252 | 239 | 254 | |
| Waterloo-Cedar Falls, IA (MSA) | 206 | 170 | 192 | 199 | 236 | 263 | 284 | 301 | 331 | 338 | Lincoln, NE (MSA) | 91 | 80 | 74 | 94 | 108 | 130 | 174 | 174 | 152 | 127 | |
| Altoona, PA (MSA) | 207 | 193 | 206 | 239 | 242 | 315 | 261 | 260 | 260 | 237 | Little Rock-North Little Rock-Conway, AR (MSA) | 46 | 28 | 33 | 21 | 26 | 52 | 55 | 67 | 56 | 59 | |
| Blacksburg-Christiansburg-Radford, VA (MSA) | 208 | 257 | 286 | 278 | 301 | 333 | 306 | 279 | 279 | 253 | Logan, UT-ID (MSA) | 282 | 292 | 242 | 234 | 264 | 226 | 294 | 304 | 298 | 269 | |
| York-Hanover, PA (MSA) | 209 | 186 | 191 | 202 | 207 | 215 | 181 | 181 | 166 | 189 | Longview, TX (MSA) | 159 | 174 | 148 | 118 | 124 | 139 | 189 | 230 | 263 | 291 | |
| Cape Girardeau, MO-IL (MSA) | 210 | 218 | 214 | 219 | 221 | 188 | 145 | 183 | 183 | 183 | Longview, WA (MSA) | 271 | 305 | 304 | 294 | 310 | 290 | 273 | 305 | 273 | 294 | |
| Evansville, IN-KY (MSA) | 211 | 196 | 178 | 191 | 176 | 168 | 124 | 102 | 88 | 102 | Los Angeles-Long Beach-Anaheim, CA (MSA) | 105 | 102 | 113 | 105 | 78 | 60 | 57 | 55 | 47 | 61 | |
| Rochester, MN (MSA) | 212 | 187 | 145 | 101 | 114 | 128 | 98 | 103 | 104 | 94 | Louisville-Jefferson County, KY-IN (MSA) | 124 | 97 | 90 | 81 | 76 | 102 | 59 | 66 | 67 | 41 | |
| Champaign-Urbana, IL (MSA) | 213 | 245 | 272 | 300 | 328 | 316 | 340 | 314 | 272 | 241 | Lubbock, TX (MSA) | 166 | 160 | 193 | 240 | 272 | 301 | 319 | 349 | 343 | 341 | |
| Sioux City, IA-NE-SD (MSA) | 214 | 184 | 220 | 231 | 258 | 280 | 299 | 303 | 280 | 246 | Lynchburg, VA (MSA) | 251 | 299 | 307 | 312 | 285 | 252 | 247 | 220 | 228 | 257 | |
| Pittsfield, MA (MSA) | 215 | 254 | 244 | 230 | 219 | 245 | 226 | 179 | 138 | 119 | Macon, GA (MSA) | 325 | 316 | 294 | 286 | 291 | 323 | 301 | 263 | 227 | 196 | |
| Stockton-Lodi, CA (MSA) | 216 | 238 | 198 | 170 | 123 | 93 | 104 | 90 | 102 | 134 | Madera, CA (MSA) | 311 | 346 | 314 | 283 | 244 | 240 | 272 | 249 | 261 | 290 | |
| Greenville-Anderson-Mauldin, SC (MSA) | 217 | 224 | 223 | 223 | 194 | 161 | 142 | 144 | 148 | 139 | Madison, WI (MSA) | 16 | 16 | 6 | 7 | 12 | 9 | 6 | 15 | 8 | 20 | |
| Kahului-Wailuku-Lahaina, HI (MSA) | 218 | 212 | na | na | na | na | na | na | na | na | Manchester-Nashua, NH (MSA) | 51 | 22 | 26 | 40 | 61 | 44 | 48 | 32 | 39 | 40 | |
| Lawton, OK (MSA) | 219 | 200 | 159 | 180 | 228 | 288 | 328 | 298 | 316 | 336 | Manhattan, KS (MSA) | 180 | 142 | 119 | 160 | 163 | 157 | 120 | NR | NR | NR | |

| Metropolitan Areas | 2015 | 2014 | 2013 | 2012 | 2011 | 2010 | 2009 | 2008 | 2007 | 2006 | Metropolitan Areas | 2015 | 2014 | 2013 | 2012 | 2011 | 2010 | 2009 | 2008 | 2007 | 2006 |
|---|-------------|-------------|-------------|-------------|-------------|-------------|-------------|-------------|-------------|-------------|---|-------------|-------------|-------------|-------------|-------------|-------------|-------------|-------------|-------------|-------------|
| Springfield, MO (MSA) | 220 | 189 | 212 | 206 | 199 | 162 | 211 | 234 | 207 | 173 | Mankato-North Mankato, MN (MSA) | 346 | 344 | 315 | 284 | 256 | 201 | 113 | NR | NR | NR |
| Modesto, CA (MSA) | 221 | 242 | 229 | 226 | 193 | 148 | 164 | 121 | 101 | 137 | Mansfield, OH (MSA) | 366 | 358 | 362 | 358 | 363 | 359 | 360 | 343 | 322 | 313 |
| Sherman-Denison, TX (MSA) | 222 | 256 | 248 | 281 | 299 | 328 | 325 | 331 | 357 | 339 | McAllen-Edinburg-Mission, TX (MSA) | 142 | 138 | 144 | 176 | 185 | 213 | 210 | 191 | 185 | 184 |
| Reno, NV (MSA) | 223 | 201 | 170 | 138 | 90 | 41 | 29 | 34 | 24 | 17 | Medford, OR (MSA) | 301 | 314 | 255 | 211 | 165 | 120 | 93 | 86 | 93 | 129 |
| Binghamton, NY (MSA) | 224 | 223 | 259 | 273 | 296 | 327 | 323 | 323 | 344 | 332 | Memphis, TN-MS-AR (MSA) | 108 | 85 | 64 | 50 | 56 | 46 | 39 | 37 | 17 | 12 |
| Grand Island, NE (MSA) | 225 | 235 | na | na | na | na | na | na | na | na | Merced, CA (MSA) | 293 | 348 | 318 | 305 | 286 | 247 | 281 | 246 | 208 | 233 |
| Hattiesburg, MS (MSA) | 226 | 204 | 202 | 241 | 271 | 305 | 317 | 287 | 308 | 284 | Miami-Fort Lauderdale-West Palm Beach, FL (MSA) | 112 | 114 | 100 | 84 | 77 | 53 | 60 | 47 | 60 | 70 |
| Auburn-Opelika, AL (MSA) | 227 | 259 | 257 | 270 | 289 | 281 | 291 | 297 | 320 | 296 | Michigan City-La Porte, IN (MSA) | 363 | 357 | 347 | 351 | 343 | 335 | 316 | 319 | 341 | 344 |
| Las Cruces, NM (MSA) | 228 | 236 | 199 | 207 | 239 | 274 | 315 | 329 | 335 | 333 | Midland, MI (MSA) | 319 | 320 | na | na | na | na | na | na | na | na |
| Cape Coral-Fort Myers, FL (MSA) | 229 | 278 | 224 | 183 | 166 | 108 | 69 | 51 | 48 | 69 | Midland, TX (MSA) | 98 | 125 | 177 | 167 | 182 | 184 | 234 | 281 | 295 | 316 |
| Bowling Green, KY (MSA) | 230 | 255 | 251 | 274 | 260 | 254 | 252 | 277 | 275 | 305 | Milwaukee-Waukesha-West Allis, WI (MSA) | 82 | 53 | 66 | 70 | 94 | 66 | 45 | 35 | 40 | 37 |
| Corvallis, OR (MSA) | 231 | 194 | 197 | 217 | 238 | 270 | 263 | 244 | 222 | 219 | Minneapolis-St. Paul-Bloomington, MN-WI (MSA) | 60 | 71 | 57 | 64 | 38 | 31 | 16 | 19 | 12 | 5 |
| Texarkana, TX-AR (MSA) | 232 | 183 | 152 | 178 | 209 | 207 | 250 | 251 | 257 | 256 | Missoula, MT (MSA) | 199 | 166 | 172 | 119 | 91 | 74 | 96 | 118 | 130 | 106 |
| Carson City, NV (MSA) | 233 | 273 | 230 | 195 | 170 | 121 | 90 | 87 | 91 | 84 | Mobile, AL (MSA) | 269 | 261 | 221 | 193 | 205 | 233 | 235 | 203 | 221 | 204 |
| Lawrence, KS (MSA) | 234 | 258 | 263 | 254 | 293 | 306 | 287 | 245 | 215 | 183 | Modesto, CA (MSA) | 221 | 242 | 229 | 226 | 193 | 148 | 164 | 121 | 101 | 137 |
| Gainesville, FL (MSA) | 235 | 267 | 233 | 210 | 192 | 231 | 207 | 224 | 202 | 191 | Monroe, LA (MSA) | 184 | 215 | 211 | 222 | 208 | 223 | 242 | 265 | 291 | 221 |
| Columbus, IN (MSA) | 236 | 234 | 264 | 282 | 262 | 228 | 230 | 238 | 264 | 274 | Monroe, MI (MSA) | 289 | 311 | 329 | 323 | 298 | 275 | 249 | 211 | 252 | 224 |
| Cumberland, MD-WV (MSA) | 237 | 244 | 269 | 290 | 303 | 326 | 346 | 337 | 340 | 346 | Montgomery, AL (MSA) | 125 | 105 | 98 | 72 | 84 | 65 | 75 | 50 | 36 | 62 |
| Gainesville, GA (MSA) | 238 | 216 | 187 | 162 | 131 | 105 | 136 | 117 | 127 | 123 | Morgantown, WV (MSA) | 35 | 57 | 69 | 68 | 101 | 131 | 175 | 198 | 216 | 240 |
| Gulfport-Biloxi-Pascagoula, MS (MSA) | 239 | 264 | 235 | 232 | 267 | 302 | 350 | 353 | 324 | 263 | Morristown, TN (MSA) | 360 | 351 | 340 | 338 | 353 | 338 | 320 | 290 | 286 | 312 |
| Mount Vernon-Anacortes, WA (MSA) | 240 | 195 | 131 | 90 | 37 | 47 | 70 | 98 | 107 | 122 | Mount Vernon-Anacortes, WA (MSA) | 240 | 195 | 131 | 90 | 37 | 47 | 70 | 98 | 107 | 122 |
| Brownsville-Harlingen, TX (MSA) | 241 | 246 | 204 | 221 | 240 | 253 | 297 | 308 | 283 | 300 | Muncie, IN (MSA) | 370 | 365 | 361 | 362 | 360 | 365 | 358 | 355 | 348 | 343 |
| Elizabethtown-Fort Knox, KY (MSA) | 242 | 260 | 207 | 253 | 266 | 287 | 280 | 242 | 234 | 245 | Muskegon, MI (MSA) | 372 | 371 | 356 | 359 | 358 | 353 | 348 | 326 | 294 | 261 |
| Greensboro-High Point, NC (MSA) | 243 | 226 | 215 | 190 | 159 | 134 | 134 | 110 | 98 | 83 | Myrtle Beach-Conway-North Myrtle Beach, SC-NC (MSA) | 309 | 310 | 324 | 316 | 283 | 241 | 206 | 173 | 177 | 195 |
| Joplin, MO (MSA) | 244 | 210 | 249 | 246 | 275 | 250 | 308 | 313 | 285 | 244 | Napa, CA (MSA) | 50 | 66 | 52 | 46 | 21 | 32 | 46 | 65 | 46 | 72 |
| Bangor, ME (MSA) | 245 | 208 | 243 | 229 | 245 | 244 | 259 | 259 | 231 | 200 | Naples-Immokalee-Marco Island, FL (MSA) | 197 | 222 | 208 | 188 | 148 | 114 | 67 | 40 | 52 | 68 |
| Yuba City, CA (MSA) | 246 | 253 | 227 | 200 | 206 | 173 | 202 | 200 | 197 | 215 | Nashville-Davidson-Murfreesboro-Franklin, TN (MSA) | 7 | 5 | 3 | 4 | 8 | 13 | 5 | 4 | 4 | 2 |
| Panama City, FL (MSA) | 247 | 213 | 164 | 146 | 150 | 192 | 203 | 183 | 178 | 192 | New Bern, NC (MSA) | 249 | 220 | na | na | na | na | na | na | na | na |
| Topeka, KS (MSA) | 248 | 228 | 185 | 208 | 247 | 276 | 292 | 280 | 242 | 210 | New Haven-Milford, CT (MSA) | 70 | 75 | 72 | 57 | 65 | 55 | 52 | 57 | 41 | 35 |
| New Bern, NC (MSA) | 249 | 220 | na | na | na | na | na | na | na | na | New Orleans-Metairie, LA (MSA) | 122 | 120 | 143 | 159 | 167 | 206 | 269 | 262 | 244 | 116 |
| Salem, OR (MSA) | 250 | 249 | 281 | 235 | 197 | 212 | 168 | 158 | 184 | 217 | New York-Newark-Jersey City, NY-NJ-PA (MSA) | 42 | 27 | 32 | 43 | 64 | 62 | 43 | 38 | 42 | 42 |
| Lynchburg, VA (MSA) | 251 | 299 | 307 | 312 | 285 | 252 | 247 | 220 | 228 | 257 | Niles-Benton Harbor, MI (MSA) | 359 | 364 | 348 | 350 | 349 | 347 | 326 | 317 | 306 | 298 |
| Pensacola-Ferry Pass-Brent, FL (MSA) | 252 | 272 | 240 | 233 | 196 | 229 | 256 | 218 | 249 | 292 | North Port-Sarasota-Bradenton, FL (MSA) | 260 | 304 | 285 | 266 | 220 | 204 | 156 | 109 | 141 | 167 |
| Spartanburg, SC (MSA) | 253 | 265 | 282 | 276 | 251 | 251 | 223 | 205 | 220 | 188 | Norwich-New London, CT (MSA) | 89 | 72 | 50 | 47 | 43 | 34 | 86 | 82 | 73 | 65 |
| Yakima, WA (MSA) | 254 | 266 | 217 | 227 | 243 | 278 | 309 | 318 | 304 | 320 | Ocala, FL (MSA) | 361 | 354 | 322 | 285 | 274 | 236 | 191 | 168 | 150 | 143 |
| Dothan, AL (MSA) | 255 | 279 | 289 | 291 | 318 | 285 | 257 | 266 | 293 | 287 | Ocean City, NJ (MSA) | 151 | 185 | 201 | 220 | 249 | 268 | 219 | 178 | 137 | 154 |
| Greenville, NC (MSA) | 256 | 221 | 236 | 261 | 254 | 289 | 311 | 322 | 323 | 334 | Odessa, TX (MSA) | 126 | 165 | 225 | 205 | 214 | 218 | 276 | 312 | 353 | 356 |
| St. Cloud, MN (MSA) | 257 | 285 | 275 | 269 | 282 | 242 | 254 | 257 | 282 | 270 | Ogden-Clearfield, UT (MSA) | 129 | 111 | 84 | 56 | 79 | 110 | 121 | 113 | 134 | 117 |
| Williamsport, PA (MSA) | 258 | 271 | 296 | 325 | 334 | 356 | 338 | 345 | 330 | 289 | Oklahoma City, OK (MSA) | 68 | 76 | 103 | 85 | 99 | 75 | 97 | 148 | 180 | 153 |
| Florence-Muscle Shoals, AL (MSA) | 259 | 276 | 302 | 297 | 306 | 312 | 337 | 341 | 354 | 354 | Olympia-Tumwater, WA (MSA) | 81 | 50 | 25 | 11 | 7 | 14 | 26 | 33 | 54 | 66 |
| North Port-Sarasota-Bradenton, FL (MSA) | 260 | 304 | 285 | 266 | 220 | 204 | 156 | 109 | 141 | 167 | Omaha-Council Bluffs, NE-IA (MSA) | 5 | 8 | 13 | 17 | 13 | 23 | 22 | 23 | 32 | 38 |
| Grand Forks, ND-MN (MSA) | 261 | 219 | 234 | 248 | 302 | 334 | 333 | 339 | 351 | 353 | Orlando-Kissimmee-Sanford, FL (MSA) | 141 | 117 | 70 | 52 | 31 | 27 | 28 | 21 | 13 | 24 |
| Fort Wayne, IN (MSA) | 262 | 241 | 239 | 251 | 250 | 221 | 155 | 155 | 145 | 126 | Oshkosh-Neenah, WI (MSA) | 102 | 104 | 110 | 135 | 161 | 132 | 151 | 138 | 131 | 107 |
| Athens-Clarke County, GA (MSA) | 263 | 243 | 267 | 264 | 241 | 256 | 240 | 235 | 238 | 228 | Owensboro, KY (MSA) | 264 | 295 | 293 | 319 | 331 | 329 | 313 | 330 | 349 | 350 |
| Owensboro, KY (MSA) | 264 | 295 | 293 | 319 | 331 | 329 | 313 | 330 | 349 | 350 | Oxnard-Thousand Oaks-Ventura, CA (MSA) | 57 | 74 | 76 | 60 | 33 | 30 | 32 | 28 | 29 | 36 |
| Bend-Redmond, OR (MSA) | 265 | 230 | 171 | 110 | 73 | 43 | 49 | 46 | 61 | 79 | Palm Bay-Melbourne-Titusville, FL (MSA) | 285 | 294 | 246 | 224 | 188 | 169 | 167 | 145 | 174 | 199 |

| Metropolitan Areas | 2015 | 2014 | 2013 | 2012 | 2011 | 2010 | 2009 | 2008 | 2007 | 2006 | Metropolitan Areas | 2015 | 2014 | 2013 | 2012 | 2011 | 2010 | 2009 | 2008 | 2007 | 2006 |
|---|-------------|-------------|-------------|-------------|-------------|-------------|-------------|-------------|-------------|-------------|---|-------------|-------------|-------------|-------------|-------------|-------------|-------------|-------------|-------------|-------------|
| Kingston, NY (MSA) | 266 | 252 | 280 | 275 | 277 | 246 | 262 | 261 | 307 | 331 | Panama City, FL (MSA) | 247 | 213 | 164 | 146 | 150 | 192 | 203 | 183 | 178 | 192 |
| Johnson City, TN (MSA) | 267 | 251 | 256 | 289 | 319 | 304 | 304 | 300 | 277 | 252 | Parkersburg-Vienna, WV (MSA) | 327 | 332 | 326 | 326 | 308 | 330 | 343 | 340 | 329 | 297 |
| Bloomington, IN (MSA) | 268 | 270 | 291 | 302 | 311 | 345 | 334 | 324 | 311 | 288 | Pensacola-Ferry Pass-Brent, FL (MSA) | 252 | 272 | 240 | 233 | 196 | 229 | 256 | 218 | 249 | 292 |
| Mobile, AL (MSA) | 269 | 261 | 221 | 193 | 205 | 233 | 235 | 203 | 221 | 204 | Peoria, IL (MSA) | 181 | 119 | 149 | 152 | 144 | 116 | 140 | 163 | 193 | 218 |
| Tallahassee, FL (MSA) | 270 | 237 | 181 | 140 | 112 | 136 | 144 | 123 | 139 | 133 | Philadelphia-Camden-Wilmington, PA-NJ-DE-MD (MSA) | 25 | 33 | 31 | 44 | 39 | 61 | 33 | 25 | 25 | 26 |
| Longview, WA (MSA) | 271 | 305 | 304 | 294 | 310 | 290 | 273 | 305 | 273 | 294 | Phoenix-Mesa-Scottsdale, AZ (MSA) | 77 | 77 | 62 | 36 | 20 | 16 | 18 | 6 | 7 | 8 |
| Hammond, LA (MSA) | 272 | 269 | na | na | na | na | na | na | na | na | Pine Bluff, AR (MSA) | 354 | 329 | 316 | 317 | 345 | 346 | 363 | 362 | 356 | 355 |
| Tucson, AZ (MSA) | 273 | 281 | 226 | 218 | 174 | 158 | 146 | 120 | 103 | 87 | Pittsburgh, PA (MSA) | 24 | 46 | 51 | 58 | 82 | 73 | 30 | 41 | 51 | 43 |
| Chambersburg-Waynesboro, PA (MSA) | 274 | 277 | na | na | na | na | na | na | na | na | Pittsfield, MA (MSA) | 215 | 254 | 244 | 230 | 219 | 245 | 226 | 179 | 138 | 119 |
| Hot Springs, AR (MSA) | 275 | 247 | 279 | 280 | 300 | 324 | 300 | 311 | 313 | 309 | Pocatello, ID (MSA) | 379 | 377 | 354 | 355 | 347 | 341 | 351 | 358 | 361 | 358 |
| Sumter, SC (MSA) | 276 | 308 | 325 | 343 | 332 | 348 | 332 | 328 | 345 | 330 | Port St. Lucie, FL (MSA) | 331 | 322 | 290 | 262 | 224 | 214 | 178 | 124 | 156 | 141 |
| Kalamazoo-Portage, MI (MSA) | 277 | 298 | 297 | 299 | 307 | 279 | 243 | 207 | 198 | 182 | Portland-South Portland, ME (MSA) | 106 | 81 | 95 | 132 | 178 | 152 | 132 | 105 | 81 | 77 |
| Chico, CA (MSA) | 278 | 302 | 273 | 250 | 211 | 200 | 212 | 187 | 164 | 198 | Portland-Vancouver-Hillsboro, OR-WA (MSA) | 41 | 36 | 45 | 51 | 25 | 24 | 24 | 30 | 49 | 63 |
| Winston-Salem, NC (MSA) | 279 | 232 | 180 | 181 | 179 | 176 | 171 | 140 | 142 | 115 | Prescott, AZ (MSA) | 369 | 368 | 345 | 333 | 305 | 248 | 244 | 215 | 245 | 285 |
| Elmira, NY (MSA) | 280 | 287 | 303 | 314 | 338 | 322 | 345 | 348 | 347 | 323 | Providence-Warwick, RI-MA (MSA) | 52 | 84 | 88 | 104 | 109 | 98 | 79 | 74 | 45 | 31 |
| Lewiston-Auburn, ME (MSA) | 281 | 296 | 258 | 277 | 325 | 296 | 266 | 227 | 189 | 163 | Provo-Orem, UT (MSA) | 152 | 180 | 186 | 156 | 134 | 129 | 170 | 193 | 181 | 146 |
| Logan, UT-ID (MSA) | 282 | 292 | 242 | 234 | 264 | 226 | 294 | 304 | 298 | 269 | Pueblo, CO (MSA) | 296 | 248 | 247 | 267 | 279 | 293 | 331 | 293 | 258 | 230 |
| Santa Fe, NM (MSA) | 283 | 231 | 167 | 124 | 88 | 57 | 118 | 134 | 133 | 155 | Punta Gorda, FL (MSA) | 362 | 373 | 355 | 331 | 326 | 310 | 285 | 255 | 274 | 307 |
| Duluth, MN-WI (MSA) | 284 | 297 | 288 | 308 | 284 | 259 | 224 | 231 | 206 | 170 | Racine, WI (MSA) | 315 | 288 | 268 | 287 | 257 | 211 | 173 | 149 | 170 | 187 |
| Palm Bay-Melbourne-Titusville, FL (MSA) | 285 | 294 | 246 | 224 | 188 | 169 | 167 | 145 | 174 | 199 | Raleigh, NC (MSA) | 14 | 37 | 30 | 18 | 22 | 15 | 15 | 24 | 30 | 25 |
| Rockford, IL (MSA) | 286 | 284 | 292 | 301 | 290 | 261 | 233 | 226 | 253 | 255 | Rapid City, SD (MSA) | 137 | 100 | 122 | 136 | 137 | 167 | 200 | 222 | 224 | 243 |
| Decatur, IL (MSA) | 287 | 240 | 262 | 263 | 237 | 234 | 238 | 264 | 292 | 303 | Reading, PA (MSA) | 139 | 149 | 123 | 127 | 132 | 140 | 126 | 119 | 99 | 110 |
| Fond du Lac, WI (MSA) | 288 | 239 | 188 | 225 | 200 | 163 | 194 | 204 | 209 | 216 | Redding, CA (MSA) | 299 | 275 | 231 | 201 | 146 | 127 | 109 | 89 | 72 | 86 |
| Monroe, MI (MSA) | 289 | 311 | 329 | 323 | 298 | 275 | 249 | 211 | 252 | 224 | Reno, NV (MSA) | 223 | 201 | 170 | 138 | 90 | 41 | 29 | 34 | 24 | 17 |
| Beckley, WV (MSA) | 290 | 283 | na | na | na | na | na | na | na | na | Richmond, VA (MSA) | 47 | 62 | 44 | 35 | 36 | 63 | 56 | 53 | 27 | 27 |
| Jonesboro, AR (MSA) | 291 | 282 | 298 | 315 | 340 | 342 | 355 | 350 | 325 | 329 | Riverside-San Bernardino-Ontario, CA (MSA) | 176 | 145 | 116 | 82 | 40 | 28 | 27 | 22 | 15 | 22 |
| Lewiston, ID-WA (MSA) | 292 | 290 | 261 | 258 | 246 | 235 | 275 | 283 | 300 | 326 | Roanoke, VA (MSA) | 175 | 211 | 222 | 197 | 217 | 232 | 241 | 213 | 192 | 164 |
| Merced, CA (MSA) | 293 | 348 | 318 | 305 | 286 | 247 | 281 | 246 | 208 | 233 | Rochester, MN (MSA) | 212 | 187 | 145 | 101 | 114 | 128 | 98 | 103 | 104 | 94 |
| San Angelo, TX (MSA) | 294 | 321 | 299 | 324 | 323 | 337 | 352 | 352 | 327 | 286 | Rochester, NY (MSA) | 69 | 60 | 81 | 103 | 121 | 135 | 110 | 106 | 115 | 147 |
| Lakeland-Winter Haven, FL (MSA) | 295 | 306 | 284 | 268 | 233 | 267 | 229 | 189 | 169 | 209 | Rockford, IL (MSA) | 286 | 284 | 292 | 301 | 290 | 261 | 233 | 226 | 253 | 255 |
| Pueblo, CO (MSA) | 296 | 248 | 247 | 267 | 279 | 293 | 331 | 293 | 258 | 230 | Rocky Mount, NC (MSA) | 378 | 369 | 349 | 342 | 339 | 350 | 339 | 334 | 314 | 281 |
| Gettysburg, PA (MSA) | 297 | 293 | na | na | na | na | na | na | na | na | Rome, GA (MSA) | 373 | 380 | 363 | 361 | 355 | 360 | 342 | 327 | 303 | 314 |
| Flagstaff, AZ (MSA) | 298 | 286 | 232 | 203 | 183 | 187 | 231 | 214 | 176 | 158 | Sacramento-Roseville--Arden-Arcade, CA (MSA) | 64 | 61 | 55 | 45 | 19 | 5 | 11 | 5 | 10 | 19 |
| Redding, CA (MSA) | 299 | 275 | 231 | 201 | 146 | 127 | 109 | 89 | 72 | 86 | Saginaw, MI (MSA) | 353 | 352 | 343 | 345 | 344 | 325 | 295 | 295 | 302 | 265 |
| Abilene, TX (MSA) | 300 | 313 | 305 | 332 | 317 | 332 | 347 | 359 | 352 | 322 | Salem, OR (MSA) | 250 | 249 | 281 | 235 | 197 | 212 | 168 | 158 | 184 | 217 |
| Medford, OR (MSA) | 301 | 314 | 255 | 211 | 165 | 120 | 93 | 86 | 93 | 129 | Salinass, CA (MSA) | 185 | 199 | 176 | 147 | 119 | 107 | 83 | 92 | 95 | 124 |
| Florence, SC (MSA) | 302 | 323 | 312 | 307 | 297 | 298 | 288 | 256 | 232 | 207 | Salisbury, MD-DE (MSA) | 186 | 229 | 241 | 257 | 229 | 196 | 182 | 146 | 105 | 85 |
| Battle Creek, MI (MSA) | 303 | 309 | 266 | 249 | 253 | 291 | 296 | 275 | 240 | 250 | Salt Lake City, UT (MSA) | 9 | 17 | 12 | 6 | 2 | 6 | 10 | 9 | 28 | 18 |
| Hanford-Corcoran, CA (MSA) | 304 | 315 | 271 | 244 | 226 | 191 | 227 | 210 | 235 | 260 | San Angelo, TX (MSA) | 294 | 321 | 299 | 324 | 323 | 337 | 352 | 352 | 327 | 286 |
| Janesville-Beloit, WI (MSA) | 305 | 341 | 339 | 344 | 333 | 311 | 293 | 289 | 305 | 324 | San Antonio-New Braunfels, TX (MSA) | 6 | 6 | 7 | 10 | 15 | 29 | 31 | 43 | 68 | 56 |
| Elkhart-Goshen, IN (MSA) | 306 | 349 | 330 | 341 | 313 | 282 | 217 | 192 | 191 | 211 | San Diego-Carlsbad, CA (MSA) | 27 | 31 | 20 | 20 | 14 | 8 | 8 | 3 | 6 | 21 |
| South Bend-Mishawaka, IN-MI (MSA) | 307 | 262 | 219 | 256 | 223 | 189 | 143 | 147 | 124 | 103 | San Francisco-Oakland-Hayward, CA (MSA) | 36 | 55 | 73 | 69 | 67 | 51 | 41 | 62 | 63 | 74 |
| St. George, UT (MSA) | 308 | 318 | 278 | 242 | 216 | 180 | 158 | 143 | 162 | 142 | San Jose-Sunnyvale-Santa Clara, CA (MSA) | 58 | 133 | 132 | 97 | 86 | 71 | 89 | 104 | 120 | 120 |
| Myrtle Beach-Conway-North Myrtle Beach, SC-NC (MSA) | 309 | 310 | 324 | 316 | 283 | 241 | 206 | 173 | 177 | 195 | San Luis Obispo-Paso Robles-Arroyo Grande, CA (MSA) | 63 | 98 | 85 | 75 | 41 | 49 | 77 | 56 | 70 | 53 |
| Hinesville, GA (MSA) | 310 | 268 | 205 | 216 | 234 | 257 | 307 | 294 | 290 | 319 | Santa Cruz-Watsonville, CA (MSA) | 147 | 206 | 183 | 151 | 141 | 133 | 160 | 150 | 171 | 205 |
| Madera, CA (MSA) | 311 | 346 | 314 | 283 | 244 | 240 | 272 | 249 | 261 | 290 | Santa Fe, NM (MSA) | 283 | 231 | 167 | 124 | 88 | 57 | 118 | 134 | 133 | 155 |
| Sierra Vista-Douglas, AZ (MSA) | 312 | 300 | na | na | na | na | na | na | na | na | Santa Maria-Santa Barbara, CA (MSA) | 87 | 83 | 92 | 114 | 83 | 69 | 66 | 78 | 82 | 113 |
| Lima, OH (MSA) | 313 | 326 | 308 | 313 | 322 | 313 | 278 | 252 | 239 | 254 | Santa Rosa, CA (MSA) | 130 | 150 | 126 | 86 | 47 | 39 | 54 | 42 | 64 | 55 |
| Wenatchee, WA (MSA) | 314 | 333 | 274 | 259 | 261 | 269 | 255 | 285 | 250 | 277 | Savannah, GA (MSA) | 123 | 135 | 108 | 91 | 72 | 94 | 138 | 133 | 121 | 152 |

| Metropolitan Areas | 2015 | 2014 | 2013 | 2012 | 2011 | 2010 | 2009 | 2008 | 2007 | 2006 | Metropolitan Areas | 2015 | 2014 | 2013 | 2012 | 2011 | 2010 | 2009 | 2008 | 2007 | 2006 |
|--|------|------|------|------|------|------|------|------|------|------|--|------|------|------|------|------|------|------|------|------|------|
| Racine, WI (MSA) | 315 | 288 | 268 | 287 | 257 | 211 | 173 | 149 | 170 | 187 | Scranton--Wilkes-Barre--Hazleton, PA (MSA) | 134 | 134 | 161 | 184 | 152 | 198 | 159 | 180 | 196 | 168 |
| Eugene, OR (MSA) | 316 | 280 | 295 | 265 | 213 | 175 | 148 | 127 | 140 | 160 | Seattle-Tacoma-Bellevue, WA (MSA) | 2 | 4 | 5 | 3 | 3 | 1 | 12 | 11 | 23 | 51 |
| Coeur d'Alene, ID (MSA) | 317 | 307 | 238 | 189 | 135 | 124 | 147 | 161 | 160 | 144 | Sebastian-Vero Beach, FL (MSA) | 347 | 330 | 321 | 298 | 273 | 243 | 232 | 216 | 233 | 248 |
| Grand Junction, CO (MSA) | 318 | 263 | 189 | 148 | 103 | 84 | 106 | 141 | 188 | 194 | Sebring, FL (MSA) | 380 | 378 | na | na | na | na | na | na | na | na |
| Midland, MI (MSA) | 319 | 320 | na | na | na | na | na | na | na | na | Sheboygan, WI (MSA) | 191 | 164 | 190 | 174 | 154 | 123 | 101 | 116 | 118 | 111 |
| Farmington, NM (MSA) | 320 | 274 | 245 | 212 | 184 | 220 | 248 | 288 | 317 | 340 | Sherman-Denison, TX (MSA) | 222 | 256 | 248 | 281 | 299 | 328 | 325 | 331 | 357 | 339 |
| Lafayette-West Lafayette, IN (MSA) | 321 | 331 | 310 | 304 | 292 | 294 | 265 | 270 | 246 | 247 | Shreveport-Bossier City, LA (MSA) | 163 | 129 | 136 | 163 | 142 | 164 | 141 | 172 | 182 | 213 |
| Canton-Massillon, OH (MSA) | 322 | 343 | 336 | 346 | 330 | 297 | 283 | 271 | 288 | 267 | Sierra Vista-Douglas, AZ (MSA) | 312 | 300 | na | na | na | na | na | na | na | na |
| Walla Walla, WA (MSA) | 323 | 328 | na | na | na | na | na | na | na | na | Sioux City, IA-NE-SD (MSA) | 214 | 184 | 220 | 231 | 258 | 280 | 299 | 303 | 280 | 246 |
| Jackson, MI (MSA) | 324 | 363 | 342 | 349 | 346 | 336 | 268 | 258 | 243 | 249 | Sioux Falls, SD (MSA) | 8 | 15 | 9 | 9 | 10 | 21 | 34 | 52 | 84 | 101 |
| Macon, GA (MSA) | 325 | 316 | 294 | 286 | 291 | 323 | 301 | 263 | 227 | 196 | South Bend-Mishawaka, IN-MI (MSA) | 307 | 262 | 219 | 256 | 223 | 189 | 143 | 147 | 124 | 103 |
| Lansing-East Lansing, MI (MSA) | 326 | 342 | 319 | 293 | 263 | 225 | 204 | 202 | 223 | 208 | Spartanburg, SC (MSA) | 253 | 265 | 282 | 276 | 251 | 251 | 223 | 205 | 220 | 188 |
| Parkersburg-Vienna, WV (MSA) | 327 | 332 | 326 | 326 | 308 | 330 | 343 | 340 | 329 | 297 | Spokane-Spokane Valley, WA (MSA) | 187 | 156 | 133 | 109 | 115 | 109 | 119 | 151 | 194 | 220 |
| Staunton-Waynesboro, VA (MSA) | 328 | 327 | na | na | na | na | na | na | na | na | Springfield, IL (MSA) | 202 | 181 | 155 | 194 | 232 | 266 | 274 | 248 | 237 | 206 |
| Visalia-Porterville, CA (MSA) | 329 | 337 | 306 | 303 | 265 | 224 | 237 | 229 | 225 | 231 | Springfield, MA (MSA) | 113 | 140 | 156 | 161 | 145 | 183 | 183 | 154 | 116 | 100 |
| Goldsboro, NC (MSA) | 330 | 301 | 277 | 320 | 337 | 321 | 312 | 335 | 312 | 299 | Springfield, MO (MSA) | 220 | 189 | 212 | 206 | 199 | 162 | 211 | 234 | 207 | 173 |
| Port St. Lucie, FL (MSA) | 331 | 322 | 290 | 262 | 224 | 214 | 178 | 124 | 156 | 141 | Springfield, OH (MSA) | 357 | 362 | 359 | 356 | 362 | 362 | 359 | 354 | 310 | 266 |
| Laredo, TX (MSA) | 332 | 319 | 276 | 237 | 203 | 166 | 186 | 196 | 211 | 232 | St. Cloud, MN (MSA) | 257 | 285 | 275 | 269 | 282 | 242 | 254 | 257 | 282 | 270 |
| Valdosta, GA (MSA) | 333 | 291 | 260 | 238 | 230 | 262 | 290 | 296 | 267 | 258 | St. George, UT (MSA) | 308 | 318 | 278 | 242 | 216 | 180 | 158 | 143 | 162 | 142 |
| Asheville, NC (MSA) | 334 | 303 | 283 | 279 | 259 | 227 | 190 | 195 | 163 | 151 | St. Joseph, MO-KS (MSA) | 189 | 173 | 166 | 177 | 222 | 230 | 258 | 284 | 318 | 317 |
| East Stroudsburg, PA (MSA) | 335 | 289 | na | na | na | na | na | na | na | na | St. Louis, MO-IL (MSA) | 73 | 94 | 87 | 93 | 127 | 101 | 62 | 69 | 31 | 33 |
| El Centro, CA (MSA) | 336 | 336 | 287 | 288 | 270 | 300 | 336 | 315 | 319 | 342 | State College, PA (MSA) | 29 | 73 | 89 | 107 | 133 | 172 | 185 | 184 | 183 | 174 |
| Kingsport-Bristol-Bristol, TN-VA (MSA) | 337 | 325 | 311 | 295 | 321 | 299 | 271 | 247 | 248 | 238 | Staunton-Waynesboro, VA (MSA) | 328 | 327 | na | na | na | na | na | na | na | na |
| Johnstown, PA (MSA) | 338 | 317 | 301 | 322 | 329 | 355 | 341 | 342 | 359 | 359 | Stockton-Lodi, CA (MSA) | 216 | 238 | 198 | 170 | 123 | 93 | 104 | 90 | 102 | 134 |
| Erie, PA (MSA) | 339 | 338 | 300 | 321 | 309 | 317 | 286 | 268 | 269 | 251 | Sumter, SC (MSA) | 276 | 308 | 325 | 343 | 332 | 348 | 332 | 328 | 345 | 330 |
| Wichita Falls, TX (MSA) | 340 | 361 | 338 | 348 | 342 | 320 | 267 | 274 | 259 | 234 | Syracuse, NY (MSA) | 78 | 78 | 107 | 129 | 162 | 195 | 149 | 166 | 179 | 201 |
| Yuma, AZ (MSA) | 341 | 312 | 254 | 260 | 294 | 271 | 318 | 310 | 278 | 278 | Tallahassee, FL (MSA) | 270 | 237 | 181 | 140 | 112 | 136 | 144 | 123 | 139 | 133 |
| Youngstown-Warren-Boardman, OH-PA (MSA) | 342 | 360 | 341 | 347 | 351 | 344 | 321 | 309 | 333 | 315 | Tampa-St. Petersburg-Clearwater, FL (MSA) | 132 | 116 | 127 | 95 | 57 | 85 | 50 | 29 | 43 | 47 |
| Gadsden, AL (MSA) | 343 | 324 | 333 | 339 | 352 | 352 | 357 | 356 | 338 | 349 | Terre Haute, IN (MSA) | 344 | 339 | 317 | 318 | 327 | 340 | 349 | 338 | 332 | 328 |
| Terre Haute, IN (MSA) | 344 | 339 | 317 | 318 | 327 | 340 | 349 | 338 | 332 | 328 | Texarkana, TX-AR (MSA) | 232 | 183 | 152 | 178 | 209 | 207 | 250 | 251 | 257 | 256 |
| Dalton, GA (MSA) | 345 | 345 | 332 | 306 | 315 | 286 | 246 | 233 | 219 | 236 | The Villages, FL (MSA) | 198 | 233 | na | na | na | na | na | na | na | na |
| Mankato-North Mankato, MN (MSA) | 346 | 344 | 315 | 284 | 256 | 201 | 113 | NR | NR | NR | Toledo, OH (MSA) | 168 | 178 | 209 | 243 | 276 | 249 | 195 | 190 | 203 | 214 |
| Sebastian-Vero Beach, FL (MSA) | 347 | 330 | 321 | 298 | 273 | 243 | 232 | 216 | 233 | 248 | Topeka, KS (MSA) | 248 | 228 | 185 | 208 | 247 | 276 | 292 | 280 | 242 | 210 |
| Kankakee, IL (MSA) | 348 | 340 | 331 | 337 | 335 | 319 | 329 | 302 | 315 | 318 | Trenton, NJ (MSA) | 55 | 56 | 39 | 34 | 34 | 19 | 23 | 36 | 44 | 64 |
| Brunswick, GA (MSA) | 349 | 335 | 313 | 296 | 268 | 272 | 298 | 273 | 262 | 242 | Tucson, AZ (MSA) | 273 | 281 | 226 | 218 | 174 | 158 | 146 | 120 | 103 | 87 |
| Albany, GA (MSA) | 350 | 334 | 320 | 309 | 288 | 307 | 335 | 333 | 321 | 279 | Tulsa, OK (MSA) | 103 | 124 | 137 | 141 | 155 | 142 | 139 | 170 | 153 | 131 |
| Decatur, AL (MSA) | 351 | 350 | 346 | 340 | 312 | 295 | 277 | 276 | 309 | 310 | Tuscaloosa, AL (MSA) | 165 | 161 | 173 | 165 | 143 | 149 | 154 | 142 | 119 | 148 |
| Homosassa Springs, FL (MSA) | 352 | 356 | na | na | na | na | na | na | na | na | Tyler, TX (MSA) | 167 | 202 | 194 | 198 | 169 | 137 | 166 | 208 | 218 | 185 |
| Saginaw, MI (MSA) | 353 | 352 | 343 | 345 | 344 | 325 | 295 | 295 | 302 | 265 | Utica-Rome, NY (MSA) | 169 | 172 | 210 | 252 | 287 | 308 | 289 | 306 | 326 | 321 |
| Pine Bluff, AR (MSA) | 354 | 329 | 316 | 317 | 345 | 346 | 363 | 362 | 356 | 355 | Valdosta, GA (MSA) | 333 | 291 | 260 | 238 | 230 | 262 | 290 | 296 | 267 | 258 |
| Deltona-Daytona Beach-Ormond Beach, FL (MSA) | 355 | 353 | 344 | 311 | 280 | 258 | 208 | 171 | 195 | 166 | Vallejo-Fairfield, CA (MSA) | 97 | 106 | 102 | 106 | 62 | 35 | 82 | 64 | 55 | 73 |
| Weirton-Steubenville, WV-OH (MSA) | 356 | 366 | 360 | 357 | 361 | 357 | 362 | 357 | 358 | 351 | Victoria, TX (MSA) | 140 | 176 | 163 | 186 | 186 | 179 | 225 | 269 | 276 | 295 |
| Springfield, OH (MSA) | 357 | 362 | 359 | 356 | 362 | 362 | 359 | 354 | 310 | 266 | Vineland-Bridgeton, NJ (MSA) | 164 | 123 | 147 | 168 | 195 | 193 | 162 | 156 | 135 | 172 |
| Fort Smith, AR-OK (MSA) | 358 | 347 | 337 | 334 | 316 | 284 | 251 | 267 | 268 | 268 | Virginia Beach-Norfolk-Newport News, VA-NC (MSA) | 39 | 40 | 28 | 25 | 42 | 90 | 63 | 61 | 33 | 46 |
| Niles-Benton Harbor, MI (MSA) | 359 | 364 | 348 | 350 | 349 | 347 | 326 | 317 | 306 | 298 | Visalia-Porterville, CA (MSA) | 329 | 337 | 306 | 303 | 265 | 224 | 237 | 229 | 225 | 231 |
| Morristown, TN (MSA) | 360 | 351 | 340 | 338 | 353 | 338 | 320 | 290 | 286 | 312 | Waco, TX (MSA) | 153 | 154 | 140 | 171 | 202 | 239 | 218 | 243 | 251 | 235 |
| Ocala, FL (MSA) | 361 | 354 | 322 | 285 | 274 | 236 | 191 | 168 | 150 | 143 | Walla Walla, WA (MSA) | 323 | 328 | na | na | na | na | na | na | na | na |
| Punta Gorda, FL (MSA) | 362 | 373 | 355 | 331 | 326 | 310 | 285 | 255 | 274 | 307 | Warner Robins, GA (MSA) | 118 | 95 | 60 | 78 | 113 | 153 | 205 | 209 | 210 | 226 |
| Michigan City-La Porte, IN (MSA) | 363 | 357 | 347 | 351 | 343 | 335 | 316 | 319 | 341 | 344 | Washington-Arlington-Alexandria, DC-VA-MD-WV (MSA) | 1 | 3 | 1 | 1 | 1 | 2 | 2 | 2 | 1 | 3 |
| Anniston-Oxford-Jacksonville, AL (MSA) | 364 | 355 | 334 | 335 | 348 | 331 | 322 | 332 | 346 | 347 | Waterloo-Cedar Falls, IA (MSA) | 206 | 170 | 192 | 199 | 236 | 263 | 284 | 301 | 331 | 338 |
| Bay City, MI (MSA) | 365 | 359 | 357 | 360 | 359 | 361 | 356 | 346 | 350 | 337 | Watertown-Fort Drum, NY (MSA) | 65 | 43 | na | na | na | na | na | na | na | na |

| Metropolitan Areas | 2015 | 2014 | 2013 | 2012 | 2011 | 2010 | 2009 | 2008 | 2007 | 2006 | Metropolitan Areas | 2015 | 2014 | 2013 | 2012 | 2011 | 2010 | 2009 | 2008 | 2007 | 2006 |
|------------------------------------|-------------|-------------|-------------|-------------|-------------|-------------|-------------|-------------|-------------|-------------|---|-------------|-------------|-------------|-------------|-------------|-------------|-------------|-------------|-------------|-------------|
| Mansfield, OH (MSA) | 366 | 358 | 362 | 358 | 363 | 359 | 360 | 343 | 322 | 313 | Wausau, WI (MSA) | 145 | 188 | 160 | 150 | 140 | 104 | 81 | 76 | 90 | 82 |
| Kokomo, IN (MSA) | 367 | 376 | 352 | 354 | 354 | 343 | 330 | 325 | 342 | 345 | Weirton-Steubenville, WV-OH (MSA) | 356 | 366 | 360 | 357 | 361 | 357 | 362 | 357 | 358 | 351 |
| Lake Havasu City-Kingman, AZ (MSA) | 368 | 370 | 351 | 330 | 281 | 217 | 221 | 176 | 154 | 182 | Wenatchee, WA (MSA) | 314 | 333 | 274 | 259 | 261 | 269 | 255 | 285 | 250 | 277 |
| Prescott, AZ (MSA) | 369 | 368 | 345 | 333 | 305 | 248 | 244 | 215 | 245 | 285 | Wheeling, WV-OH (MSA) | 192 | 250 | 309 | 310 | 341 | 339 | 310 | 291 | 296 | 304 |
| Muncie, IN (MSA) | 370 | 365 | 361 | 362 | 360 | 365 | 358 | 355 | 348 | 343 | Wichita Falls, TX (MSA) | 340 | 361 | 338 | 348 | 342 | 320 | 267 | 274 | 259 | 234 |
| Albany, OR (MSA) | 371 | 372 | na | na | na | na | na | na | na | na | Wichita, KS (MSA) | 174 | 175 | 203 | 192 | 204 | 190 | 153 | 177 | 204 | 239 |
| Muskegon, MI (MSA) | 372 | 371 | 356 | 359 | 358 | 353 | 348 | 326 | 294 | 261 | Williamsport, PA (MSA) | 258 | 271 | 296 | 325 | 334 | 356 | 338 | 345 | 330 | 289 |
| Rome, GA (MSA) | 373 | 380 | 363 | 361 | 355 | 360 | 342 | 327 | 303 | 314 | Wilmington, NC (MSA) | 101 | 89 | 97 | 100 | 106 | 112 | 127 | 152 | 123 | 121 |
| Grants Pass, OR (MSA) | 374 | 367 | na | na | na | na | na | na | na | na | Winchester, VA-WV (MSA) | 99 | 155 | 121 | 121 | 138 | 147 | 137 | 108 | 87 | 80 |
| Burlington, NC (MSA) | 375 | 374 | 350 | 352 | 350 | 349 | 354 | 344 | 328 | 301 | Winston-Salem, NC (MSA) | 279 | 232 | 180 | 181 | 179 | 176 | 171 | 140 | 142 | 115 |
| Flint, MI (MSA) | 376 | 379 | 364 | 363 | 357 | 358 | 327 | 307 | 299 | 283 | Worcester, MA-CT (MSA) | 90 | 152 | 117 | 125 | 151 | 160 | 172 | 160 | 122 | 98 |
| Hickory-Lenoir-Morganton, NC (MSA) | 377 | 375 | 353 | 353 | 356 | 354 | 353 | 336 | 337 | 325 | Yakima, WA (MSA) | 254 | 266 | 217 | 227 | 243 | 278 | 309 | 318 | 304 | 320 |
| Rocky Mount, NC (MSA) | 378 | 369 | 349 | 342 | 339 | 350 | 339 | 334 | 314 | 281 | York-Hanover, PA (MSA) | 209 | 186 | 191 | 202 | 207 | 215 | 181 | 181 | 166 | 189 |
| Pocatello, ID (MSA) | 379 | 377 | 354 | 355 | 347 | 341 | 351 | 358 | 361 | 358 | Youngstown-Warren-Boardman, OH-PA (MSA) | 342 | 360 | 341 | 347 | 351 | 344 | 321 | 309 | 333 | 315 |
| Sebring, FL (MSA) | 380 | 378 | na | na | na | na | na | na | na | na | Yuba City, CA (MSA) | 246 | 253 | 227 | 200 | 206 | 173 | 202 | 200 | 197 | 215 |
| Danville, IL (MSA) | 381 | 381 | 366 | 366 | 366 | 366 | 366 | 363 | 363 | 361 | Yuma, AZ (MSA) | 341 | 312 | 254 | 260 | 294 | 271 | 318 | 310 | 278 | 278 |

| Micropolitan Areas | 2015 | 2014 | 2013 | 2012 | 2011 | 2010 | 2009 | 2008 | 2007 | 2006 | Micropolitan Areas | 2015 | 2014 | 2013 | 2012 | 2011 | 2010 | 2009 | 2008 | 2007 | 2006 | |
|----------------------------------|------|------|------|------|------|------|------|------|------|------|------------------------------------|------|------|------|------|------|------|------|------|------|------|----|
| Dickinson, ND (McrSA) | 1 | 5 | 8 | 16 | 108 | 177 | 270 | 352 | 411 | 466 | Aberdeen, SD (McrSA) | 39 | 30 | 66 | 48 | 30 | 34 | 38 | 38 | 56 | 91 | |
| Williston, ND (McrSA) | 2 | 2 | 4 | 22 | 110 | 195 | 319 | 417 | 516 | 571 | Aberdeen, WA (McrSA) | 426 | 407 | 363 | 318 | 237 | 190 | 116 | 201 | 258 | 312 | |
| Fairmont, WV (McrSA) | 3 | 26 | 60 | 14 | 68 | 92 | 115 | 184 | 232 | 272 | Ada, OK (McrSA) | 275 | 237 | 309 | 361 | 341 | 362 | 414 | 454 | 498 | 505 | |
| Winnemucca, NV (McrSA) | 4 | 8 | na | na | na | na | na | na | na | na | Adrian, MI (McrSA) | 455 | 470 | 495 | 517 | 468 | 403 | 261 | 198 | 199 | 173 | |
| Indiana, PA (McrSA) | 5 | 9 | 21 | 32 | 54 | 100 | 148 | 225 | 307 | 355 | Alamogordo, NM (McrSA) | 188 | 167 | 146 | 228 | 342 | 383 | 469 | 422 | 401 | 354 | |
| Minot, ND (McrSA) | 6 | 4 | 7 | 12 | 21 | 53 | 93 | 107 | 140 | 157 | Albemarle, NC (McrSA) | 441 | 426 | 443 | 421 | 390 | 343 | 308 | 281 | 243 | 216 | |
| Juneau, AK (McrSA) | 7 | 34 | 16 | 64 | 127 | 72 | 193 | 309 | 363 | 385 | Albert Lea, MN (McrSA) | 323 | 281 | 341 | 385 | 343 | 263 | 277 | 325 | 369 | 365 | |
| Butte-Silver Bow, MT (McrSA) | 8 | 15 | 17 | 25 | 17 | 27 | 51 | 67 | 123 | 191 | Albertville, AL (McrSA) | 377 | 396 | 457 | 438 | 380 | 325 | 250 | 255 | 290 | 326 | |
| Clarksburg, WV (McrSA) | 9 | 52 | 85 | 43 | 94 | 132 | 63 | 65 | 81 | 78 | Alexandria, MN (McrSA) | 309 | 264 | 298 | 328 | 238 | 186 | 113 | 117 | 131 | 111 | |
| Columbus, MS (McrSA) | 10 | 11 | 24 | 46 | 57 | 77 | 100 | 174 | 211 | 257 | Alice, TX (McrSA) | 215 | 252 | 325 | 293 | 218 | 163 | 267 | 349 | 435 | 482 | |
| Elko, NV (McrSA) | 11 | 42 | 38 | 13 | 35 | 59 | 78 | 130 | 212 | 289 | Alma, MI (McrSA) | 419 | 439 | 492 | 543 | 548 | 556 | 534 | 531 | 521 | 547 | |
| Elk City, OK (McrSA) | 12 | 58 | 119 | 163 | 111 | 168 | 292 | 351 | 420 | 473 | Alpena, MI (McrSA) | 417 | 375 | 365 | 381 | 314 | 320 | 227 | 156 | 153 | 197 | |
| Mitchell, SD (McrSA) | 13 | 60 | 125 | 103 | 188 | 231 | 151 | 204 | 269 | 235 | Altus, OK (McrSA) | 294 | 279 | 266 | 252 | 292 | 361 | 442 | 441 | 351 | 398 | |
| Helena, MT (McrSA) | 14 | 3 | 2 | 2 | 2 | 6 | 9 | 13 | 23 | 7 | Americus, GA (McrSA) | 501 | 493 | 556 | 532 | 500 | 505 | 504 | 508 | 465 | 425 | |
| Findlay, OH (McrSA) | 15 | 50 | 35 | 44 | 80 | 118 | 79 | 46 | 57 | 46 | Amsterdam, NY (McrSA) | 147 | 173 | 237 | 247 | 270 | 244 | 317 | 311 | 306 | 280 | |
| Summit Park, UT (McrSA) | 16 | 20 | na | na | na | na | na | na | na | na | Andrews, TX (McrSA) | 22 | 86 | 150 | 233 | 209 | 162 | 276 | 369 | 459 | 495 | |
| Oxford, MS (McrSA) | 17 | 14 | 11 | 33 | 26 | 42 | 67 | 57 | 35 | 41 | Angola, IN (McrSA) | 440 | 466 | 486 | 526 | 512 | 453 | 378 | 374 | 399 | 405 | |
| Vineyard Haven, MA (McrSA) | 18 | 17 | na | na | na | na | na | na | na | na | Arcadia, FL (McrSA) | 532 | 525 | 547 | 536 | 479 | 516 | 530 | 526 | 529 | 540 | |
| Paducah, KY-IL (McrSA) | 19 | 31 | 10 | 31 | 33 | 44 | 20 | 19 | 15 | 37 | Ardmore, OK (McrSA) | 100 | 127 | 194 | 165 | 172 | 192 | 197 | 280 | 339 | 373 | |
| Bozeman, MT (McrSA) | 20 | 10 | 19 | 9 | 7 | 7 | 6 | 8 | 8 | 10 | Arkadelphia, AR (McrSA) | 435 | 406 | 380 | 316 | 321 | 404 | 404 | 487 | 398 | 337 | |
| Lewisburg, PA (McrSA) | 21 | 27 | 26 | 39 | 78 | 150 | 147 | 127 | 113 | 138 | Arkansas City-Winfield, KS (McrSA) | 305 | 397 | 465 | 489 | 445 | 463 | 439 | 504 | 456 | 433 | |
| Andrews, TX (McrSA) | 22 | 86 | 150 | 233 | 209 | 162 | 276 | 369 | 459 | 495 | Ashland, OH (McrSA) | 331 | 347 | 355 | 350 | 363 | 318 | 333 | 288 | 261 | 282 | |
| Ruston, LA (McrSA) | 23 | 39 | 65 | 19 | 76 | 105 | 87 | 121 | 155 | 113 | Ashtabula, OH (McrSA) | 442 | 399 | 434 | 464 | 497 | 474 | 406 | 382 | 332 | 264 | |
| Rock Springs, WY (McrSA) | 24 | 19 | 29 | 29 | 12 | 5 | 28 | 71 | 180 | 300 | Astoria, OR (McrSA) | 171 | 133 | 134 | 90 | 52 | 33 | 57 | 49 | 26 | 40 | |
| Concord, NH (McrSA) | 25 | 1 | 1 | 4 | 8 | 5 | 3 | 1 | 1 | 1 | Atchison, KS (McrSA) | 531 | 523 | 538 | 527 | 541 | 461 | 539 | 552 | 541 | 574 | |
| Sayre, PA (McrSA) | 26 | 40 | 87 | 135 | 191 | 256 | 129 | 103 | 128 | 151 | Athens, OH (McrSA) | 114 | 159 | 221 | 193 | 246 | 310 | 316 | 304 | 298 | 330 | |
| Dodge City, KS (McrSA) | 27 | 21 | 50 | 62 | 118 | 167 | 183 | 228 | 266 | 310 | Athens, TN (McrSA) | 327 | 275 | 351 | 335 | 331 | 329 | 279 | 207 | 187 | 221 | |
| Claremont-Lebanon, NH-VT (McrSA) | 28 | 6 | 37 | 45 | 60 | 71 | 52 | 32 | 27 | 18 | Athens, TX (McrSA) | 320 | 354 | 338 | 384 | 449 | 441 | 401 | 343 | 262 | 232 | |
| Junction City, KS (McrSA) | 29 | 59 | na | na | na | na | na | na | na | na | Auburn, IN (McrSA) | 367 | 388 | 360 | 386 | 318 | 277 | 167 | 150 | 161 | 128 | |
| Enid, OK (McrSA) | 30 | 98 | 188 | 214 | 140 | 200 | 172 | 243 | 324 | 387 | Auburn, NY (McrSA) | 87 | 138 | 207 | 246 | 245 | 208 | 117 | 87 | 93 | 87 | |
| Clovis, NM (McrSA) | 31 | 29 | 39 | 110 | 217 | 280 | 286 | 302 | 263 | 301 | Augusta-Waterville, ME (McrSA) | 54 | 25 | 31 | 23 | 41 | 32 | 41 | 29 | 16 | 6 | |
| Beaver Dam, WI (McrSA) | 32 | 45 | 84 | 113 | 107 | 64 | 102 | 102 | 130 | 120 | Austin, MN (McrSA) | 247 | 186 | 203 | 196 | 250 | 221 | 288 | 285 | 303 | 341 | |
| Fort Polk South, LA (McrSA) | 33 | 37 | 23 | 30 | 67 | 169 | 222 | 253 | 228 | 233 | Bainbridge, GA (McrSA) | 464 | 477 | 541 | 548 | 539 | 542 | 547 | 542 | 494 | 502 | |
| Gillette, WY (McrSA) | 34 | 13 | 12 | 4 | 3 | 2 | 8 | 10 | 47 | 69 | Baraboo, WI (McrSA) | 56 | 49 | 72 | 82 | 47 | 21 | 16 | 12 | 7 | 11 | |
| Barre, VT (McrSA) | 35 | 7 | 9 | 15 | 28 | 29 | 19 | 17 | 11 | 21 | Bardstown, KY (McrSA) | 130 | 76 | na | na | na | na | na | na | na | na | na |
| Plattsburgh, NY (McrSA) | 36 | 23 | 44 | 21 | 29 | 47 | 32 | 40 | 31 | 27 | Barre, VT (McrSA) | 35 | 7 | 9 | 15 | 28 | 29 | 19 | 17 | 11 | 21 | |
| Fort Leonard Wood, MO (McrSA) | 37 | 28 | 14 | 63 | 146 | 217 | 301 | 353 | 427 | 470 | Bartlesville, OK (McrSA) | 60 | 93 | 153 | 167 | 197 | 242 | 272 | 345 | 359 | 417 | |
| Jackson, WY-ID (McrSA) | 38 | 61 | 59 | 36 | 20 | 10 | 14 | 50 | 82 | 63 | Bastrop, LA (McrSA) | 533 | 517 | 570 | 566 | 566 | 560 | 565 | 567 | 535 | 555 | |
| Aberdeen, SD (McrSA) | 39 | 30 | 66 | 48 | 30 | 34 | 38 | 38 | 56 | 91 | Batavia, NY (McrSA) | 44 | 43 | 81 | 118 | 130 | 164 | 134 | 120 | 137 | 149 | |
| Carlsbad-Artesia, NM (McrSA) | 40 | 54 | 58 | 18 | 14 | 19 | 90 | 137 | 186 | 219 | Batesville, AR (McrSA) | 274 | 247 | 307 | 290 | 373 | 344 | 362 | 385 | 388 | 380 | |
| Ellensburg, WA (McrSA) | 41 | 35 | 36 | 37 | 32 | 26 | 29 | 48 | 94 | 133 | Bay City, TX (McrSA) | 352 | 409 | 476 | 439 | 485 | 504 | 505 | 533 | 542 | 513 | |
| Durango, CO (McrSA) | 42 | 18 | 13 | 6 | 1 | 3 | 4 | 6 | 13 | 16 | Beatrice, NE (McrSA) | 350 | 367 | 404 | 425 | 519 | 532 | 508 | 541 | 553 | 559 | |
| Laconia, NH (McrSA) | 43 | 48 | 43 | 35 | 63 | 75 | 27 | 21 | 17 | 51 | Beaver Dam, WI (McrSA) | 32 | 45 | 84 | 113 | 107 | 64 | 102 | 102 | 130 | 120 | |
| Batavia, NY (McrSA) | 44 | 43 | 81 | 118 | 130 | 164 | 134 | 120 | 137 | 149 | Bedford, IN (McrSA) | 512 | 509 | 540 | 550 | 531 | 521 | 437 | 372 | 423 | 407 | |
| Marshall, TX (McrSA) | 45 | 63 | 88 | 102 | 50 | 62 | 126 | 155 | 129 | 81 | Beeville, TX (McrSA) | 288 | 431 | 497 | 541 | 501 | 498 | 424 | 507 | 539 | 558 | |
| Ketchikan, AK (McrSA) | 46 | 53 | 64 | 75 | 138 | 101 | 194 | 290 | 384 | 419 | Bellefontaine, OH (McrSA) | 208 | 193 | 282 | 245 | 242 | 229 | 140 | 145 | 170 | 132 | |
| Torrington, CT (McrSA) | 47 | 12 | 22 | 20 | 19 | 18 | 17 | 15 | 29 | 20 | Bemidji, MN (McrSA) | 328 | 282 | 308 | 271 | 240 | 316 | 207 | 142 | 88 | 67 | |
| Brenham, TX (McrSA) | 48 | 65 | 118 | 97 | 38 | 58 | 89 | 85 | 90 | 84 | Bennettsville, SC (McrSA) | 418 | 490 | 551 | 562 | 535 | 522 | 549 | 524 | 497 | 518 | |
| Sheridan, WY (McrSA) | 49 | 16 | 15 | 5 | 11 | 12 | 25 | 52 | 101 | 117 | Bennington, VT (McrSA) | 209 | 176 | 198 | 131 | 144 | 95 | 105 | 86 | 62 | 50 | |
| Easton, MD (McrSA) | 50 | 22 | 74 | 84 | 42 | 25 | 10 | 14 | 9 | 5 | Berlin, NH-VT (McrSA) | 292 | 280 | 225 | 274 | 365 | 363 | 366 | 354 | 344 | 381 | |
| LaGrange, GA (McrSA) | 51 | 33 | 40 | 79 | 55 | 73 | 77 | 74 | 46 | 24 | Big Rapids, MI (McrSA) | 412 | 417 | 416 | 406 | 482 | 524 | 461 | 390 | 286 | 249 | |
| Dumas, TX (McrSA) | 52 | 136 | 128 | 78 | 115 | 142 | 259 | 341 | 412 | 450 | Big Spring, TX (McrSA) | 226 | 310 | 403 | 403 | 346 | 399 | 386 | 453 | 470 | 463 | |
| Stillwater, OK (McrSA) | 53 | 110 | 171 | 205 | 295 | 260 | 285 | 379 | 373 | 319 | Big Stone Gap, VA (McrSA) | 189 | 80 | na | na | na | na | na | na | na | na | |
| Augusta-Waterville, ME (McrSA) | 54 | 25 | 31 | 23 | 41 | 32 | 41 | 29 | 16 | 6 | Blackfoot, ID (McrSA) | 357 | 443 | 509 | 516 | 474 | 429 | 440 | 469 | 505 | 508 | |
| Scottsbluff, NE (McrSA) | 55 | 44 | 28 | 24 | 43 | 99 | 188 | 264 | 295 | 357 | Bluefield, WV-VA (McrSA) | 144 | 81 | 126 | 122 | 123 | 178 | 130 | 149 | 135 | 100 | |
| Baraboo, WI (McrSA) | 56 | 49 | 72 | 82 | 47 | 21 | 16 | 12 | 7 | 11 | Blytheville, AR (McrSA) | 456 | 479 | 485 | 506 | 516 | 483 | 468 | 489 | 491 | 481 | |
| Fremont, NE (McrSA) | 57 | 62 | 70 | 89 | 155 | 198 | 248 | 273 | 343 | 313 | Bogalusa, LA (McrSA) | 467 | 444 | 475 | 510 | 487 | 477 | 562 | 569 | 566 | 538 | |
| Opelousas, LA (McrSA) | 58 | 46 | 92 | 123 | 112 | 176 | 290 | 319 | 348 | 352 | Boone, IA (McrSA) | 308 | 307 | 359 | 409 | 367 | 381 | 381 | 411 | 424 | 411 | |
| Keene, NH (McrSA) | 59 | 24 | 42 | 51 | 72 | 50 | 31 | 11 | 12 | 26 | Boone, NC (McrSA) | 194 | 122 | 139 | 157 | 105 | 116 | 83 | | | | |

| Micropolitan Areas | 2015 | 2014 | 2013 | 2012 | 2011 | 2010 | 2009 | 2008 | 2007 | 2006 | Micropolitan Areas | 2015 | 2014 | 2013 | 2012 | 2011 | 2010 | 2009 | 2008 | 2007 | 2006 |
|--|-------------|-------------|-------------|-------------|-------------|-------------|-------------|-------------|-------------|-------------|---------------------------------|-------------|-------------|-------------|-------------|-------------|-------------|-------------|-------------|-------------|-------------|
| Columbus, NE (McSA) | 65 | 106 | 46 | 59 | 83 | 152 | 138 | 219 | 309 | 344 | Breckenridge, CO (McSA) | 338 | 325 | na | na | na | na | na | na | na | na |
| Riverton, WY (McSA) | 66 | 70 | 49 | 71 | 71 | 111 | 242 | 316 | 393 | 347 | Brenham, TX (McSA) | 48 | 65 | 118 | 97 | 38 | 58 | 89 | 85 | 90 | 84 |
| Salina, KS (McSA) | 67 | 104 | 109 | 109 | 99 | 84 | 85 | 126 | 154 | 165 | Brevard, NC (McSA) | 525 | 522 | 544 | 509 | 470 | 435 | 448 | 485 | 492 | 484 |
| Paris, TX (McSA) | 68 | 95 | 101 | 127 | 192 | 232 | 245 | 305 | 248 | 220 | Brookhaven, MS (McSA) | 217 | 152 | 224 | 180 | 210 | 216 | 226 | 180 | 121 | 97 |
| Jasper, IN (McSA) | 69 | 120 | 108 | 145 | 96 | 91 | 30 | 37 | 55 | 32 | Brookings, OR (McSA) | 472 | 475 | 539 | 533 | 461 | 415 | 428 | 428 | 374 | 418 |
| Brookings, SD (McSA) | 70 | 94 | 79 | 105 | 120 | 103 | 157 | 242 | 273 | 273 | Brookings, SD (McSA) | 70 | 94 | 79 | 105 | 120 | 103 | 157 | 242 | 273 | 273 |
| Tupelo, MS (McSA) | 71 | 32 | 56 | 65 | 104 | 124 | 84 | 60 | 58 | 35 | Brownwood, TX (McSA) | 259 | 242 | 233 | 222 | 285 | 346 | 382 | 388 | 404 | 431 |
| Ozark, AL (McSA) | 72 | 57 | 30 | 28 | 48 | 88 | 75 | 79 | 103 | 141 | Bucyrus, OH (McSA) | 496 | 478 | 518 | 542 | 552 | 538 | 516 | 501 | 482 | 471 |
| Effingham, IL (McSA) | 73 | 47 | 102 | 153 | 202 | 212 | 247 | 230 | 207 | 179 | Burley, ID (McSA) | 346 | 446 | 487 | 503 | 444 | 416 | 507 | 515 | 544 | 533 |
| Laramie, WY (McSA) | 74 | 108 | 75 | 96 | 81 | 138 | 234 | 306 | 239 | 208 | Burlington, IA-IL (McSA) | 207 | 262 | 213 | 150 | 228 | 193 | 110 | 123 | 136 | 148 |
| North Platte, NE (McSA) | 75 | 38 | 32 | 52 | 98 | 137 | 174 | 177 | 246 | 297 | Butte-Silver Bow, MT (McSA) | 8 | 15 | 17 | 25 | 17 | 27 | 51 | 67 | 123 | 191 |
| Stevens Point, WI (McSA) | 76 | 75 | 106 | 94 | 133 | 112 | 65 | 70 | 54 | 43 | Cadillac, MI (McSA) | 517 | 518 | 542 | 552 | 521 | 486 | 449 | 447 | 454 | 428 |
| Wisconsin Rapids-Marshfield, WI (McSA) | 77 | 56 | 55 | 73 | 51 | 43 | 46 | 42 | 43 | 25 | Calhoun, GA (McSA) | 383 | 361 | 391 | 363 | 352 | 307 | 235 | 222 | 163 | 215 |
| Steamboat Springs, CO (McSA) | 78 | 139 | na | na | na | na | na | na | na | na | Cambridge, MD (McSA) | 272 | 304 | 370 | 427 | 433 | 421 | 371 | 373 | 360 | 406 |
| Mason City, IA (McSA) | 79 | 148 | 211 | 217 | 283 | 266 | 203 | 206 | 177 | 189 | Cambridge, OH (McSA) | 183 | 267 | 323 | 357 | 438 | 493 | 435 | 408 | 366 | 331 |
| Mount Vernon, OH (McSA) | 80 | 126 | 145 | 170 | 211 | 196 | 215 | 209 | 289 | 336 | Camden, AR (McSA) | 355 | 342 | 315 | 319 | 407 | 462 | 434 | 444 | 402 | 437 |
| Kerrville, TX (McSA) | 81 | 55 | 62 | 67 | 65 | 51 | 73 | 77 | 75 | 71 | Campbellsville, KY (McSA) | 487 | 453 | 421 | 482 | 543 | 554 | 520 | 495 | 537 | 549 |
| Muskogee, OK (McSA) | 82 | 73 | 112 | 136 | 177 | 250 | 262 | 291 | 234 | 206 | Canon City, CO (McSA) (McSA) | 325 | 284 | 241 | 227 | 175 | 121 | 162 | 188 | 169 | 145 |
| Greenfield Town, MA (McSA) | 83 | 74 | na | na | na | na | na | na | na | na | Canton, IL (McSA) | 494 | 484 | 496 | 546 | 545 | 540 | 544 | 530 | 515 | 477 |
| Glenwood Springs, CO (McSA) | 84 | 82 | na | na | na | na | na | na | na | na | Carlsbad-Artesia, NM (McSA) | 40 | 54 | 58 | 18 | 14 | 19 | 90 | 137 | 186 | 219 |
| Laurel, MS (McSA) | 85 | 41 | 63 | 66 | 88 | 134 | 103 | 113 | 117 | 83 | Cedar City, UT (McSA) | 439 | 450 | 490 | 428 | 360 | 337 | 419 | 363 | 422 | 444 |
| Tullahoma-Manchester, TN (McSA) | 86 | 66 | 115 | 134 | 148 | 94 | 74 | 45 | 44 | 52 | Cedartown, GA (McSA) | 471 | 452 | 479 | 453 | 410 | 390 | 373 | 308 | 291 | 283 |
| Auburn, NY (McSA) | 87 | 138 | 207 | 246 | 245 | 208 | 117 | 87 | 93 | 87 | Celina, OH (McSA) | 107 | 96 | 100 | 141 | 212 | 185 | 217 | 268 | 308 | 349 |
| Ogdensburg-Massena, NY (McSA) | 88 | 111 | 173 | 224 | 206 | 209 | 230 | 256 | 231 | 202 | Centralia, IL (McSA) | 386 | 378 | 454 | 451 | 435 | 485 | 495 | 516 | 506 | 503 |
| Oneonta, NY (McSA) | 89 | 147 | 238 | 236 | 213 | 246 | 142 | 185 | 167 | 222 | Centralia, WA (McSA) | 332 | 320 | 337 | 294 | 260 | 295 | 209 | 152 | 145 | 192 |
| Del Rio, TX (McSA) | 90 | 36 | 27 | 40 | 136 | 194 | 321 | 252 | 176 | 140 | Charleston-Mattoon, IL (McSA) | 448 | 432 | 456 | 474 | 486 | 470 | 490 | 492 | 486 | 496 |
| Pierre, SD (McSA) | 91 | 84 | 89 | 106 | 73 | 114 | 111 | 110 | 115 | 168 | Chillicothe, OH (McSA) | 321 | 259 | 214 | 198 | 257 | 308 | 304 | 276 | 257 | 203 |
| Wilson, NC (McSA) | 92 | 64 | 61 | 72 | 69 | 52 | 42 | 41 | 38 | 13 | Claremont-Lebanon, NH-VT (McSA) | 28 | 6 | 37 | 45 | 60 | 71 | 52 | 32 | 27 | 18 |
| Shelbyville, TN (McSA) | 93 | 155 | 232 | 248 | 274 | 261 | 225 | 170 | 171 | 218 | Clarksburg, WV (McSA) | 9 | 52 | 85 | 43 | 94 | 132 | 63 | 65 | 81 | 78 |
| Menomonie, WI (McSA) | 94 | 51 | 103 | 162 | 196 | 174 | 190 | 218 | 197 | 217 | Clarksdale, MS (McSA) | 463 | 513 | 563 | 566 | 567 | 569 | 561 | 557 | 551 | 539 |
| Sidney, OH (McSA) | 95 | 109 | 117 | 81 | 139 | 83 | 22 | 20 | 37 | 65 | Clearlake, CA (McSA) | 339 | 309 | 313 | 253 | 198 | 144 | 144 | 111 | 96 | 121 |
| Fremont, OH (McSA) | 96 | 146 | 208 | 208 | 272 | 251 | 181 | 168 | 160 | 152 | Cleveland, MS (McSA) | 408 | 412 | 484 | 491 | 530 | 548 | 535 | 554 | 558 | 555 |
| Lewistown, PA (McSA) | 97 | 101 | 131 | 158 | 216 | 243 | 198 | 197 | 180 | 176 | Clewiston, FL (McSA) | 507 | 533 | 567 | 549 | 477 | 417 | 473 | 497 | 437 | 474 |
| Frankfort, KY (McSA) | 98 | 131 | 86 | 60 | 119 | 126 | 48 | 31 | 60 | 60 | Clinton, IA (McSA) | 172 | 116 | 105 | 112 | 128 | 127 | 149 | 189 | 159 | 187 |
| The Dalles, OR (McSA) | 99 | 69 | 99 | 93 | 95 | 151 | 139 | 216 | 281 | 328 | Clovis, NM (McSA) | 31 | 29 | 39 | 110 | 217 | 280 | 286 | 302 | 263 | 301 |
| Ardmore, OK (McSA) | 100 | 127 | 194 | 165 | 172 | 192 | 197 | 280 | 339 | 373 | Coffeyville, KS (McSA) | 255 | 329 | 348 | 358 | 396 | 442 | 399 | 460 | 495 | 530 |
| Hobbs, NM (McSA) | 101 | 157 | 246 | 216 | 169 | 170 | 289 | 370 | 438 | 488 | Coldwater, MI (McSA) | 509 | 514 | 519 | 531 | 511 | 440 | 415 | 338 | 249 | 229 |
| Pullman, WA (McSA) | 102 | 156 | 197 | 266 | 356 | 341 | 370 | 413 | 490 | 524 | Columbus, MS (McSA) | 10 | 11 | 24 | 46 | 57 | 77 | 100 | 174 | 211 | 257 |
| Traverse City, MI (McSA) | 103 | 121 | 104 | 129 | 75 | 45 | 18 | 22 | 6 | 14 | Columbus, NE (McSA) | 65 | 106 | 46 | 59 | 83 | 152 | 138 | 219 | 309 | 344 |
| Fredericksburg, TX (McSA) | 104 | 78 | 94 | 104 | 106 | 106 | 106 | 139 | 174 | NR | Concord, NH (McSA) | 25 | 1 | 1 | 1 | 4 | 8 | 5 | 3 | 1 | 1 |
| McAlester, OK (McSA) | 105 | 83 | 82 | 76 | 64 | 159 | 244 | 295 | 267 | 288 | Connersville, IN (McSA) | 519 | 528 | 553 | 534 | 538 | 533 | 493 | 481 | 408 | 374 |
| Rolla, MO (McSA) | 106 | 71 | 116 | 139 | 180 | 225 | 223 | 186 | 116 | 98 | Cookeville, TN (McSA) | 122 | 79 | 149 | 116 | 145 | 175 | 133 | 89 | 48 | 22 |
| Celina, OH (McSA) | 107 | 96 | 100 | 141 | 212 | 185 | 217 | 268 | 308 | 349 | Coos Bay, OR (McSA) | 362 | 315 | 375 | 320 | 258 | 299 | 232 | 173 | 109 | 130 |
| Edwards, CO (McSA) | 108 | 128 | 90 | 50 | 9 | 1 | 2 | 2 | 5 | 4 | Cordele, GA (McSA) | 523 | 527 | 562 | 560 | 551 | 557 | 526 | 528 | 522 | 516 |
| Jamestown, ND (McSA) | 109 | 103 | 160 | 144 | 187 | 282 | 341 | 350 | 434 | 487 | Corinth, MS (McSA) | 335 | 257 | 257 | 283 | 322 | 345 | 350 | 405 | 375 | 334 |
| Wooster, OH (McSA) | 110 | 112 | 167 | 200 | 163 | 135 | 59 | 43 | 39 | 47 | Cornelia, GA (McSA) | 473 | 473 | 462 | 450 | 431 | 396 | 374 | 313 | 245 | 214 |
| Richmond-Berea, KY (McSA) | 111 | 177 | 229 | 284 | 364 | 427 | 339 | 267 | 315 | 263 | Corning, NY (McSA) | 167 | 241 | 302 | 234 | 231 | 236 | 254 | 229 | 292 | 322 |
| Oxford, NC (McSA) | 112 | 77 | na | na | na | na | na | na | na | na | Corsicana, TX (McSA) | 235 | 288 | 333 | 380 | 409 | 455 | 489 | 511 | 504 | 467 |
| Port Lavaca, TX (McSA) | 113 | 113 | na | na | na | na | na | na | na | na | Cortland, NY (McSA) | 198 | 268 | 356 | 401 | 428 | 428 | 348 | 361 | 365 | 324 |
| Athens, OH (McSA) | 114 | 159 | 221 | 193 | 246 | 310 | 316 | 304 | 298 | 330 | Coshocton, OH (McSA) | 420 | 440 | 501 | 501 | 504 | 457 | 467 | 466 | 475 | 442 |
| Sulphur Springs, TX (McSA) | 115 | 196 | 269 | 308 | 383 | 436 | 400 | 402 | 385 | 340 | Craig, CO (McSA) | 158 | 99 | na | na | na | na | na | na | na | na |
| Huntsville, TX (McSA) | 116 | 117 | 176 | 254 | 333 | 418 | 412 | 445 | 499 | 456 | Crawfordsville, IN (McSA) | 452 | 463 | 422 | 367 | 415 | 336 | 375 | 375 | 358 | 390 |
| Sandusky, OH (McSA) | 117 | 91 | na | na | na | na | na | na | na | na | Crescent City, CA (McSA) | 366 | 261 | 331 | 321 | 234 | 224 | 302 | 337 | 381 | 414 |
| Meridian, MS (McSA) | 118 | 175 | 148 | 138 | 147 | 131 | 221 | 161 | 87 | 55 | Crossville, TN (McSA) | 280 | 244 | 332 | 343 | 253 | 210 | 291 | 257 | 209 | 193 |
| Norfolk, NE (McSA) | 119 | 165 | 209 | 265 | 334 | 409 | 372 | 403 | 432 | 366 | Cullman, AL (McSA) | 291 | 359 | 415 | 407 | 423 | 374 | 331 | 336 | 304 | 276 |
| Pottsville, PA (McSA) | 120 | 115 | 168 | 207 | 182 | 207 | 127 | 119 | 168 | 183 | Cullowhee, NC (McSA) | 416 | 421 | na | na | na | na | na | na | na | na |
| Pinehurst-Southern Pines, NC (McSA) | 121 | 72 | 52 | 83 | 34 | 24 | 24 | 27 | 20 | 29 | Danville, KY (McSA) | 446 | 364 | 310 | 373 | 442 | 456 | 394 | 327 | 270 | 243 |
| Cookeville, TN (McSA) | 122 | 79 | 149 | 116 | 145 | 175 | 133 | 89 | 48 | 22 | Danville, VA (McSA) | 388 | 433 | na | na | na | na | na | na | na | na |
| Manitowoc, WI (McSA) | 123 | 107 | 97 | 147 | 151 | 74 | 108 | 94 | 66 | 56 | Dayton, TN (McSA) | 443 | 401 | na | na | na | na | na | na | na | na |
| New Castle, PA (McSA) | 124 | 88 | 124 | 172 | 174 | 181 | 97 | 124 | 126 | 171 | Decatur, IN (McSA) | 495 | 516 | 569 | 571 | 576 | 543 | 519 | 519 | 536 | 498 |
| Port Clinton, OH (McSA) | 125 | 182 | na | na | na | na | na | na | na | na | Defiance, OH (McSA) | 232 | 235 | 247 | 282 | 312 | 247 | 163 | 208 | 287 | 342 |
| Quincy, IL-MO (McSA) | 126 | 141 | 206 | 225 | 271 | 275 | 202 | 158 | 179 | 213 | Del Rio, TX (McSA) | 90 | 36 | 27 | 40 | 136 | 194 | 321 | 252 | 176 | 140 |

| Micropolitan Areas | 2015 | 2014 | 2013 | 2012 | 2011 | 2010 | 2009 | 2008 | 2007 | 2006 |
|-------------------------------------|------|------|------|------|------|------|------|------|------|------|
| Fort Morgan, CO (McRSA) | 127 | 214 | 164 | 215 | 229 | 258 | 343 | 347 | 428 | 459 |
| Thomasville, GA (McRSA) | 128 | 153 | 187 | 199 | 184 | 230 | 182 | 221 | 148 | 184 |
| Red Wing, MN (McRSA) | 129 | 129 | 192 | 187 | 222 | 153 | 125 | 112 | 92 | 53 |
| Bardstown, KY (McRSA) | 130 | 76 | na | na | na | na | na | na | na | na |
| Truckee-Grass Valley, CA (McRSA) | 131 | 90 | 78 | 86 | 22 | 17 | 12 | 7 | 10 | 17 |
| Moberly, MO (McRSA) | 132 | 150 | 215 | 286 | 372 | 360 | 438 | 397 | 396 | 447 |
| Hudson, NY (McRSA) | 133 | 163 | 227 | 221 | 299 | 285 | 220 | 205 | 203 | 172 |
| Enterprise, AL (McRSA) | 134 | 89 | 30 | 28 | 48 | 88 | 75 | 79 | 103 | 141 |
| Willmar, MN (McRSA) | 135 | 114 | 177 | 160 | 70 | 48 | 86 | 116 | 149 | 136 |
| Malone, NY (McRSA) | 136 | 85 | 132 | 115 | 125 | 141 | 177 | 224 | 242 | 209 |
| Madisonville, KY (McRSA) | 137 | 97 | 129 | 176 | 195 | 269 | 240 | 283 | 321 | 332 |
| Fort Dodge, IA (McRSA) | 138 | 124 | 152 | 155 | 167 | 107 | 187 | 220 | 182 | 170 |
| Warsaw, IN (McRSA) | 139 | 203 | 271 | 342 | 309 | 227 | 107 | 84 | 70 | 58 |
| Watertown, SD (McRSA) | 140 | 171 | 231 | 186 | 170 | 197 | 152 | 169 | 251 | 295 |
| Whitewater-Elkhorn, WI (McRSA) | 141 | 118 | 121 | 152 | 89 | 37 | 56 | 55 | 84 | 79 |
| McPherson, KS (McRSA) | 142 | 204 | 272 | 279 | 224 | 213 | 173 | 104 | 122 | 174 |
| Weatherford, OK (McRSA) | 143 | 210 | 299 | 383 | 319 | 262 | NR | NR | NR | NR |
| Bluefield, WV-VA (McRSA) | 144 | 81 | 126 | 122 | 123 | 178 | 130 | 149 | 135 | 100 |
| Spencer, IA (McRSA) | 145 | 119 | 156 | 185 | 278 | 203 | 297 | 326 | 330 | 303 |
| Sterling, CO (McRSA) | 146 | 174 | 230 | 250 | 203 | 257 | 383 | 433 | 352 | 396 |
| Amsterdam, NY (McRSA) | 147 | 173 | 237 | 247 | 270 | 244 | 317 | 311 | 306 | 280 |
| Kearney, NE (McRSA) | 148 | 161 | 127 | 130 | 200 | 270 | 312 | 334 | 284 | 325 |
| Storm Lake, IA (McRSA) | 149 | 190 | 244 | 261 | 350 | 380 | 460 | 478 | 500 | 514 |
| Nacogdoches, TX (McRSA) | 150 | 201 | 219 | 229 | 305 | 398 | 346 | 344 | 294 | 267 |
| Kalispell, MT (McRSA) | 151 | 149 | 142 | 87 | 45 | 35 | 26 | 51 | 63 | 103 |
| Marshall, MN (McRSA) | 152 | 105 | 163 | 171 | 149 | 219 | 315 | 292 | 310 | 362 |
| Watertown-Fort Atkinson, WI (McRSA) | 153 | 125 | 111 | 120 | 74 | 22 | 36 | 35 | 33 | 34 |
| Liberal, KS (McRSA) | 154 | 229 | 180 | 164 | 190 | 189 | 178 | 187 | 252 | 307 |
| Key West, FL (McRSA) | 155 | 123 | 93 | 99 | 61 | 40 | 47 | 63 | 91 | 86 |
| Zapata, TX (McRSA) | 156 | 274 | na | na | na | na | na | na | na | na |
| Woodward, OK (McRSA) | 157 | 232 | 293 | 292 | 275 | 240 | 377 | 465 | 524 | 552 |
| Craig, CO (McRSA) | 158 | 99 | na | na | na | na | na | na | na | na |
| Los Alamos, NM (McRSA) | 159 | 143 | 130 | 101 | 116 | 89 | 179 | 135 | 111 | 125 |
| El Dorado, AR (McRSA) | 160 | 200 | 166 | 178 | 100 | 158 | 189 | 199 | 139 | 110 |
| Moses Lake, WA (McRSA) | 161 | 134 | 91 | 100 | 101 | 122 | 212 | 265 | 312 | 359 |
| Eureka-Arcata-Fortuna, CA (McRSA) | 162 | 135 | 147 | 137 | 79 | 49 | 45 | 33 | 21 | 39 |
| Sikeston, MO (McRSA) | 163 | 207 | 275 | 312 | 391 | 394 | 311 | 226 | 151 | 104 |
| Platteville, WI (McRSA) | 164 | 253 | 321 | 325 | 392 | 352 | 310 | 274 | 342 | 316 |
| Sevierville, TN (McRSA) | 165 | 227 | 210 | 159 | 84 | 65 | 80 | 56 | 76 | 118 |
| Port Angeles, WA (McRSA) | 166 | 144 | 162 | 148 | 86 | 93 | 61 | 81 | 110 | 166 |
| Corning, NY (McRSA) | 167 | 241 | 302 | 234 | 231 | 236 | 254 | 229 | 292 | 322 |
| Hilo, HI (McRSA) | 168 | 169 | 114 | 49 | 113 | 125 | 37 | 26 | 25 | 9 |
| Kapaa, HI (McRSA) | 169 | 170 | 178 | 98 | 135 | 148 | 76 | 118 | 236 | 291 |
| Hailey, ID (McRSA) | 170 | 221 | na | na | na | na | na | na | na | na |
| Astoria, OR (McRSA) | 171 | 133 | 134 | 90 | 52 | 33 | 57 | 49 | 26 | 40 |
| Clinton, IA (McRSA) | 172 | 116 | 105 | 112 | 128 | 127 | 149 | 189 | 159 | 187 |
| Pampa, TX (McRSA) | 173 | 250 | 318 | 336 | 264 | 267 | 367 | 429 | 409 | 469 |
| Hastings, NE (McRSA) | 174 | 217 | 243 | 298 | 397 | 452 | 445 | 443 | 480 | 526 |
| Seymour, IN (McRSA) | 175 | 183 | 158 | 212 | 179 | 172 | 98 | 91 | 61 | 54 |
| Snyder, TX (McRSA) | 176 | 293 | 386 | 423 | 421 | 484 | 487 | 522 | 467 | 479 |
| Hays, KS (McRSA) | 177 | 191 | 248 | 260 | 165 | 157 | 237 | 298 | 288 | 333 |
| Mount Pleasant, TX (McRSA) | 178 | 162 | 107 | 56 | 131 | 165 | 168 | 160 | 108 | 89 |
| Warrensburg, MO (McRSA) | 179 | 272 | 256 | 235 | 291 | 354 | 446 | 400 | 340 | 353 |
| Mount Vernon, IL (McRSA) | 180 | 102 | 154 | 213 | 227 | 254 | 224 | 166 | 175 | 185 |
| Faribault-Northfield, MN (McRSA) | 181 | 100 | 73 | 77 | 46 | 68 | 62 | 58 | 49 | 33 |
| Deming, NM (McRSA) | 182 | 197 | 189 | 240 | 323 | 391 | 501 | 435 | 377 | 427 |
| Cambridge, OH (McRSA) | 183 | 267 | 323 | 357 | 438 | 493 | 435 | 408 | 366 | 331 |
| Gloversville, NY (McRSA) | 184 | 178 | 196 | 210 | 225 | 253 | 318 | 294 | 274 | 251 |
| Gainesville, TX (McRSA) | 185 | 206 | 265 | 249 | 186 | 110 | 205 | 297 | 367 | 413 |
| Garden City, KS (McRSA) | 186 | 273 | 226 | 183 | 239 | 191 | 180 | 190 | 202 | 198 |
| Red Bluff, CA (McRSA) | 187 | 240 | 195 | 209 | 114 | 90 | 112 | 92 | 51 | 42 |
| Alamogordo, NM (McRSA) | 188 | 167 | 146 | 228 | 342 | 383 | 469 | 422 | 401 | 354 |
| Big Stone Gap, VA (McRSA) | 189 | 80 | na | na | na | na | na | na | na | na |

| Micropolitan Areas | 2015 | 2014 | 2013 | 2012 | 2011 | 2010 | 2009 | 2008 | 2007 | 2006 |
|---------------------------------------|------|------|------|------|------|------|------|------|------|------|
| Deming, NM (McRSA) | 182 | 197 | 189 | 240 | 323 | 391 | 501 | 435 | 377 | 427 |
| DeRidder, LA (McRSA) | 318 | 277 | 285 | 262 | 328 | 392 | 506 | 499 | 508 | 455 |
| Dickinson, ND (McRSA) | 1 | 5 | 8 | 16 | 108 | 177 | 270 | 352 | 411 | 466 |
| Dixon, IL (McRSA) | 262 | 294 | 234 | 272 | 348 | 379 | 408 | 360 | 355 | 394 |
| Dodge City, KS (McRSA) | 27 | 21 | 50 | 62 | 118 | 167 | 183 | 228 | 266 | 310 |
| Douglas, GA (McRSA) | 505 | 512 | 534 | 497 | 515 | 488 | 456 | 395 | 299 | 298 |
| Dublin, GA (McRSA) | 427 | 358 | 303 | 280 | 294 | 293 | 281 | 191 | 192 | 169 |
| DuBois, PA (McRSA) | 199 | 132 | 165 | 226 | 220 | 288 | 200 | 167 | 173 | 147 |
| Dumas, TX (McRSA) | 52 | 136 | 128 | 78 | 115 | 142 | 259 | 341 | 412 | 450 |
| Duncan, OK (McRSA) | 205 | 265 | 330 | 375 | 332 | 278 | 323 | 407 | 485 | 523 |
| Dunn, NC (McRSA) | 382 | 352 | 322 | 311 | 265 | 222 | 260 | 238 | 233 | 207 |
| Durango, CO (McRSA) | 42 | 18 | 13 | 6 | 1 | 3 | 4 | 6 | 13 | 16 |
| Durant, OK (McRSA) | 197 | 270 | 312 | 237 | 249 | 367 | 421 | 451 | 405 | 368 |
| Dyersburg, TN (McRSA) | 222 | 278 | 362 | 337 | 376 | 333 | 251 | 234 | 183 | 228 |
| Eagle Pass, TX (McRSA) | 238 | 251 | 267 | 291 | 359 | 369 | 392 | 424 | 370 | 346 |
| Easton, MD (McRSA) | 50 | 22 | 74 | 84 | 42 | 25 | 10 | 14 | 9 | 5 |
| Edwards, CO (McRSA) | 108 | 128 | 90 | 50 | 9 | 1 | 2 | 2 | 5 | 4 |
| Effingham, IL (McRSA) | 73 | 47 | 102 | 153 | 202 | 212 | 247 | 230 | 207 | 179 |
| El Campo, TX (McRSA) | 243 | 305 | 373 | 410 | 358 | 319 | 334 | 387 | 436 | 457 |
| El Dorado, AR (McRSA) | 160 | 200 | 166 | 178 | 100 | 158 | 189 | 199 | 139 | 110 |
| Elizabeth City, NC (McRSA) | 266 | 194 | 251 | 211 | 161 | 179 | 143 | 131 | 134 | 159 |
| Elk City, OK (McRSA) | 12 | 58 | 119 | 163 | 111 | 168 | 292 | 351 | 420 | 473 |
| Elkins, WV (McRSA) | 191 | 140 | na | na | na | na | na | na | na | na |
| Elko, NV (McRSA) | 11 | 42 | 38 | 13 | 35 | 59 | 78 | 130 | 212 | 289 |
| Ellensburg, WA (McRSA) | 41 | 35 | 36 | 37 | 32 | 26 | 29 | 48 | 94 | 133 |
| Emporia, KS (McRSA) | 465 | 413 | 455 | 444 | 510 | 523 | 480 | 488 | 489 | 525 |
| Enid, OK (McRSA) | 30 | 98 | 188 | 214 | 140 | 200 | 172 | 243 | 324 | 387 |
| Enterprise, AL (McRSA) | 134 | 89 | 30 | 28 | 48 | 88 | 75 | 79 | 103 | 141 |
| Escanaba, MI (McRSA) | 333 | 271 | 264 | 303 | 298 | 359 | 278 | 250 | 200 | 211 |
| Espanola, NM (McRSA) (McRSA) | 530 | 511 | 466 | 402 | 327 | 300 | 376 | 301 | 213 | 182 |
| Eureka-Arcata-Fortuna, CA (McRSA) | 162 | 135 | 147 | 137 | 79 | 49 | 45 | 33 | 21 | 39 |
| Evanston, WY (McRSA) | 213 | 154 | 98 | 47 | 15 | 11 | 95 | 153 | 218 | 256 |
| Fairfield, IA (McRSA) | 502 | 497 | na | na | na | na | na | na | na | na |
| Fairmont, WV (McRSA) | 3 | 26 | 60 | 14 | 68 | 92 | 115 | 184 | 232 | 272 |
| Fallon, NV (McRSA) | 212 | 181 | 136 | 107 | 103 | 56 | 141 | 106 | 83 | 76 |
| Faribault-Northfield, MN (McRSA) | 181 | 100 | 73 | 77 | 46 | 68 | 62 | 58 | 49 | 33 |
| Farmington, MO (McRSA) | 314 | 243 | 212 | 201 | 226 | 265 | 214 | 241 | 219 | 180 |
| Fergus Falls, MN (McRSA) | 364 | 332 | 382 | 463 | 385 | 312 | 325 | 342 | 331 | 293 |
| Fernley, NV (McRSA) | 279 | 303 | 301 | 259 | 166 | 98 | 71 | 98 | 164 | 204 |
| Findlay, OH (McRSA) | 15 | 50 | 35 | 44 | 80 | 118 | 79 | 46 | 57 | 46 |
| Fitzgerald, GA (McRSA) | 535 | 532 | 575 | 574 | 569 | 572 | 566 | 562 | 519 | 491 |
| Forest City, NC (McRSA) | 524 | 510 | 532 | 505 | 426 | 351 | 269 | 236 | 184 | 154 |
| Forrest City, AR (McRSA) | 480 | 435 | 378 | 431 | 481 | 450 | 538 | 536 | 523 | 527 |
| Fort Dodge, IA (McRSA) | 138 | 124 | 152 | 155 | 167 | 107 | 187 | 220 | 182 | 170 |
| Fort Leonard Wood, MO (McRSA) | 37 | 28 | 14 | 63 | 146 | 217 | 301 | 353 | 427 | 470 |
| Fort Madison-Keokuk, IA-IL-MO (McRSA) | 429 | 405 | 346 | 332 | 389 | 372 | 287 | 318 | 362 | 399 |
| Fort Morgan, CO (McRSA) | 127 | 214 | 164 | 215 | 229 | 258 | 343 | 347 | 428 | 459 |
| Fort Polk South, LA (McRSA) | 33 | 37 | 23 | 30 | 67 | 169 | 222 | 253 | 228 | 233 |
| Frankfort, IN (McRSA) | 438 | 422 | 448 | 481 | 403 | 434 | 384 | 366 | 390 | 379 |
| Frankfort, KY (McRSA) | 98 | 131 | 86 | 60 | 119 | 126 | 48 | 31 | 60 | 60 |
| Fredericksburg, TX (McRSA) | 104 | 78 | 94 | 104 | 106 | 106 | 106 | 139 | 174 | NR |
| Freeport, IL (McRSA) | 402 | 346 | 295 | 313 | 290 | 259 | 264 | 247 | 282 | 338 |
| Fremont, NE (McRSA) | 57 | 62 | 70 | 89 | 155 | 198 | 248 | 273 | 343 | 313 |
| Fremont, OH (McRSA) | 96 | 146 | 208 | 208 | 272 | 251 | 181 | 168 | 160 | 152 |
| Gaffney, SC (McRSA) | 424 | 390 | 394 | 377 | 386 | 368 | 305 | 266 | 193 | 161 |
| Gainesville, TX (McRSA) | 185 | 206 | 265 | 249 | 186 | 110 | 205 | 297 | 367 | 413 |
| Galesburg, IL (McRSA) | 397 | 387 | 451 | 466 | 493 | 503 | 509 | 505 | 496 | 448 |
| Gallup, NM (McRSA) | 445 | 393 | 436 | 396 | 414 | 480 | 397 | 389 | 350 | 377 |
| Garden City, KS (McRSA) | 186 | 273 | 226 | 183 | 239 | 191 | 180 | 190 | 202 | 198 |
| Gardnerville Ranchos, NV (McRSA) | 341 | 306 | 242 | 184 | 126 | 76 | 44 | 44 | 85 | 129 |
| Georgetown, SC (McRSA) | 229 | 266 | 259 | 206 | 137 | 115 | 164 | 148 | 97 | 146 |
| Gillette, WY (McRSA) | 34 | 13 | 12 | 4 | 3 | 2 | 8 | 10 | 47 | 69 |
| Glasgow, KY (McRSA) | 522 | 507 | 521 | 545 | 528 | 515 | 443 | 484 | 455 | 465 |

| Micropolitan Areas | 2015 | 2014 | 2013 | 2012 | 2011 | 2010 | 2009 | 2008 | 2007 | 2006 | Micropolitan Areas | 2015 | 2014 | 2013 | 2012 | 2011 | 2010 | 2009 | 2008 | 2007 | 2006 |
|-------------------------------------|------|------|------|------|------|------|------|------|------|------|---|------|------|------|------|------|------|------|------|------|------|
| Kingsville, TX (McCrSA) | 190 | 179 | 151 | 117 | 171 | 235 | 257 | 321 | 333 | 415 | Glenwood Springs, CO (McCrSA) | 84 | 82 | na | na | na | na | na | na | na | na |
| Elkins, WV (McCrSA) | 191 | 140 | na | na | na | na | na | na | na | na | Gloversville, NY (McCrSA) | 184 | 178 | 196 | 210 | 225 | 253 | 318 | 294 | 274 | 251 |
| Rutland, VT (McCrSA) | 192 | 142 | 193 | 188 | 215 | 199 | 92 | 64 | 42 | 12 | Grants, NM (McCrSA) | 447 | 428 | 423 | 388 | 447 | 405 | 515 | 535 | 540 | 548 |
| Borger, TX (McCrSA) | 193 | 321 | 419 | 371 | 362 | 371 | 475 | 509 | 531 | 512 | Great Bend, KS (McCrSA) | 322 | 319 | 383 | 333 | 369 | 292 | 275 | 340 | 429 | 480 |
| Boone, NC (McCrSA) | 194 | 122 | 139 | 157 | 105 | 116 | 83 | 96 | 102 | 88 | Greeneville, TN (McCrSA) | 484 | 469 | 464 | 458 | 387 | 279 | 170 | 114 | 89 | 94 |
| Susanville, CA (McCrSA) | 195 | 145 | 95 | 61 | 62 | 69 | 88 | 108 | 158 | 200 | Greenfield Town, MA (McCrSA) | 83 | 74 | na | na | na | na | na | na | na | na |
| Washington, IN (McCrSA) | 196 | 287 | 343 | 372 | 408 | 335 | 309 | 380 | 473 | 451 | Greensburg, IN (McCrSA) | 358 | 335 | 328 | 374 | 370 | 294 | 345 | 323 | 337 | 314 |
| Durant, OK (McCrSA) | 197 | 270 | 312 | 237 | 249 | 367 | 421 | 451 | 405 | 368 | Greenville, MS (McCrSA) | 515 | 491 | 548 | 563 | 561 | 559 | 511 | 512 | 517 | 468 |
| Cortland, NY (McCrSA) | 198 | 268 | 356 | 401 | 428 | 428 | 348 | 361 | 365 | 324 | Greenville, OH (McCrSA) | 286 | 355 | 418 | 455 | 451 | 377 | 303 | 272 | 283 | 247 |
| DuBois, PA (McCrSA) | 199 | 132 | 165 | 226 | 220 | 288 | 200 | 167 | 173 | 147 | Greenwood, MS (McCrSA) | 359 | 289 | 372 | 390 | 455 | 451 | 444 | 490 | 476 | 483 |
| Marquette, MI (McCrSA) | 200 | 137 | 191 | 197 | 152 | 204 | 175 | 179 | 244 | 250 | Greenwood, SC (McCrSA) | 298 | 323 | 327 | 304 | 230 | 283 | 208 | 183 | 172 | 139 |
| Poplar Bluff, MO (McCrSA) | 201 | 160 | 122 | 156 | 236 | 249 | 238 | 194 | 132 | 106 | Grenada, MS (McCrSA) | 510 | 492 | 531 | 488 | 549 | 536 | 464 | 394 | 407 | 403 |
| Ottawa-Peru, IL (McCrSA) | 202 | 180 | 133 | 166 | 201 | 146 | 146 | 181 | 230 | 223 | Guymon, OK (McCrSA) | 241 | 353 | 424 | 376 | 446 | 439 | 455 | 449 | 487 | 489 |
| Shawano, WI (McCrSA) | 203 | 276 | na | na | na | na | na | na | na | na | Hailey, ID (McCrSA) | 170 | 221 | na | na | na | na | na | na | na | na |
| New Philadelphia-Dover, OH (McCrSA) | 204 | 283 | 336 | 355 | 366 | 289 | 161 | 172 | 201 | 230 | Hannibal, MO (McCrSA) | 225 | 299 | 352 | 339 | 429 | 481 | 416 | 439 | 391 | 345 |
| Duncan, OK (McCrSA) | 205 | 265 | 330 | 375 | 332 | 278 | 323 | 407 | 485 | 523 | Harrison, AR (McCrSA) | 285 | 213 | 289 | 278 | 375 | 376 | 328 | 246 | 318 | 315 |
| Iron Mountain, MI-WI (McCrSA) | 206 | 188 | 254 | 307 | 325 | 328 | 313 | 293 | 259 | 255 | Hastings, NE (McCrSA) | 174 | 217 | 243 | 298 | 397 | 452 | 445 | 443 | 480 | 526 |
| Burlington, IA-IL (McCrSA) | 207 | 262 | 213 | 150 | 228 | 193 | 110 | 123 | 136 | 148 | Hays, KS (McCrSA) | 177 | 191 | 248 | 260 | 165 | 157 | 237 | 298 | 288 | 333 |
| Bellefontaine, OH (McCrSA) | 208 | 193 | 282 | 245 | 242 | 229 | 140 | 145 | 170 | 132 | Heber, UT (McCrSA) | 313 | 328 | 280 | 230 | 233 | 180 | 253 | 231 | 301 | 277 |
| Bennington, VT (McCrSA) | 209 | 176 | 198 | 131 | 144 | 95 | 105 | 86 | 62 | 50 | Helena, MT (McCrSA) | 14 | 3 | 2 | 2 | 2 | 6 | 9 | 13 | 23 | 7 |
| Hutchinson, KS (McCrSA) | 210 | 199 | 263 | 270 | 266 | 331 | 322 | 357 | 322 | 296 | Helena-West Helena, AR (McCrSA) | 529 | 530 | 559 | 551 | 571 | 575 | 565 | 570 | 567 | 572 |
| Pontiac, IL (McCrSA) | 211 | 224 | 296 | 289 | 338 | 271 | 332 | 348 | 371 | 409 | Henderson, NC (McCrSA) | 478 | 448 | 474 | 452 | 434 | 430 | 476 | 493 | 460 | 395 |
| Fallon, NV (McCrSA) | 212 | 181 | 136 | 107 | 103 | 56 | 141 | 106 | 83 | 76 | Hereford, TX (McCrSA) | 344 | 377 | 438 | 496 | 507 | 510 | 532 | 566 | 510 | 522 |
| Evanston, WY (McCrSA) | 213 | 154 | 98 | 47 | 15 | 11 | 95 | 153 | 218 | 256 | Hermiston-Pendleton, OR (McCrSA) | 62 | 92 | 69 | 88 | 77 | 129 | 120 | 125 | 118 | 95 |
| Owatonna, MN (McCrSA) | 214 | 164 | 216 | 203 | 157 | 97 | 123 | 129 | 156 | 155 | Hillsdale, MI (McCrSA) | 492 | 506 | na | na | na | na | na | na | na | na |
| Alice, TX (McCrSA) | 215 | 252 | 325 | 293 | 218 | 163 | 267 | 349 | 435 | 482 | Hilo, HI (McCrSA) | 168 | 169 | 114 | 49 | 113 | 125 | 37 | 26 | 25 | 9 |
| Starkville, MS (McCrSA) | 216 | 195 | 190 | 182 | 150 | 120 | 218 | 233 | 165 | 142 | Hobbs, NM (McCrSA) | 101 | 157 | 246 | 216 | 169 | 170 | 289 | 370 | 438 | 488 |
| Brookhaven, MS (McCrSA) | 217 | 152 | 224 | 180 | 210 | 216 | 226 | 180 | 121 | 97 | Holland, MI (McCrSA) | 261 | 336 | na | na | na | na | na | na | na | na |
| Sanford, NC (McCrSA) | 218 | 168 | 140 | 126 | 121 | 81 | 40 | 34 | 45 | 48 | Hood River, OR (McCrSA) | 260 | 209 | 274 | 239 | 199 | 226 | 166 | 210 | 229 | 274 |
| Searcy, AR (McCrSA) | 219 | 130 | 143 | 132 | 156 | 182 | 284 | 254 | 191 | 162 | Houghton, MI (McCrSA) | 387 | 429 | 488 | 484 | 475 | 501 | 389 | 452 | 431 | 382 |
| Seneca Falls, NY (McCrSA) | 220 | 158 | 185 | 190 | 232 | 291 | 296 | 244 | 260 | 318 | Hudson, NY (McCrSA) | 133 | 163 | 227 | 221 | 299 | 285 | 220 | 205 | 203 | 172 |
| Lufkin, TX (McCrSA) | 221 | 151 | 181 | 133 | 122 | 61 | 35 | 82 | 80 | 31 | Huntington, PA (McCrSA) | 337 | 331 | 311 | 297 | 263 | 276 | 204 | 154 | 217 | 226 |
| Dyersburg, TN (McCrSA) | 222 | 278 | 362 | 337 | 376 | 333 | 251 | 234 | 183 | 228 | Huntington, IN (McCrSA) | 491 | 502 | 510 | 547 | 537 | 513 | 463 | 437 | 392 | 358 |
| Ottumwa, IA (McCrSA) | 223 | 295 | 364 | 347 | 296 | 286 | 344 | 259 | 247 | 268 | Huntsville, TX (McCrSA) | 116 | 117 | 176 | 254 | 333 | 418 | 412 | 445 | 499 | 456 |
| Marietta, OH (McCrSA) | 224 | 211 | na | na | na | na | na | na | na | na | Huron, SD (McCrSA) | 240 | 187 | 252 | 241 | 287 | 255 | 337 | 383 | 403 | 435 |
| Hannibal, MO (McCrSA) | 225 | 299 | 352 | 339 | 429 | 481 | 416 | 439 | 391 | 345 | Hutchinson, KS (McCrSA) | 210 | 199 | 263 | 270 | 266 | 331 | 322 | 357 | 322 | 296 |
| Big Spring, TX (McCrSA) | 226 | 310 | 403 | 403 | 346 | 399 | 386 | 453 | 470 | 463 | Hutchinson, MN (McCrSA) | 311 | 263 | 329 | 306 | 243 | 201 | 135 | 143 | 196 | 239 |
| Vernon, TX (McCrSA) | 227 | 317 | 367 | 413 | 505 | 555 | 542 | 523 | 549 | 557 | Indiana, PA (McCrSA) | 5 | 9 | 21 | 32 | 54 | 100 | 148 | 225 | 307 | 355 |
| Uvalde, TX (McCrSA) | 228 | 254 | 260 | 326 | 412 | 471 | 491 | 472 | 474 | 434 | Indianola, MS (McCrSA) | 520 | 519 | 572 | 570 | 568 | 573 | 573 | 575 | 574 | 565 |
| Georgetown, SC (McCrSA) | 229 | 266 | 259 | 206 | 137 | 115 | 164 | 148 | 97 | 146 | Ionia, MI (McCrSA) | 462 | 442 | na | na | na | na | na | na | na | na |
| St. Marys, GA (McCrSA) | 230 | 225 | 202 | 154 | 143 | 173 | 176 | 157 | 142 | 99 | Iron Mountain, MI-WI (McCrSA) | 206 | 188 | 254 | 307 | 325 | 323 | 313 | 293 | 259 | 255 |
| Jefferson, GA (McCrSA) | 231 | 185 | na | na | na | na | na | na | na | na | Jackson, OH (McCrSA) | 310 | 248 | na | na | na | na | na | na | na | na |
| Defiance, OH (McCrSA) | 232 | 235 | 247 | 282 | 312 | 247 | 163 | 208 | 287 | 342 | Jackson, WY-ID (McCrSA) | 38 | 61 | 59 | 36 | 20 | 10 | 14 | 50 | 82 | 63 |
| Troy, AL (McCrSA) | 233 | 216 | 284 | 263 | 255 | 215 | 243 | 193 | 143 | 175 | Jacksonville, IL (McCrSA) | 391 | 379 | 388 | 391 | 413 | 467 | 514 | 525 | 444 | 497 |
| Shawnee, OK (McCrSA) | 234 | 192 | 262 | 285 | 261 | 304 | 330 | 398 | 417 | 363 | Jacksonville, TX (McCrSA) | 398 | 411 | 396 | 414 | 467 | 519 | 466 | 456 | 394 | 339 |
| Corsicana, TX (McCrSA) | 235 | 288 | 333 | 380 | 409 | 455 | 489 | 511 | 504 | 467 | Jamestown, ND (McCrSA) | 109 | 103 | 160 | 144 | 187 | 282 | 341 | 350 | 434 | 487 |
| Palestine, TX (McCrSA) | 236 | 166 | 135 | 189 | 207 | 245 | 263 | 322 | 226 | 284 | Jamestown-Dunkirk-Fredonia, NY (McCrSA) | 312 | 334 | 414 | 424 | 384 | 365 | 249 | 278 | 316 | 279 |
| Marion, OH (McCrSA) | 237 | 246 | 217 | 220 | 268 | 218 | 153 | 147 | 125 | 112 | Jasper, IN (McCrSA) | 69 | 120 | 108 | 145 | 96 | 91 | 30 | 37 | 55 | 32 |
| Eagle Pass, TX (McCrSA) | 238 | 251 | 267 | 291 | 359 | 369 | 392 | 424 | 370 | 346 | Jefferson, GA (McCrSA) | 231 | 185 | na | na | na | na | na | na | na | na |
| Spearsfish, SD (McCrSA) | 239 | 172 | 138 | 74 | 117 | 108 | 210 | 261 | 190 | 248 | Jesup, GA (McCrSA) | 329 | 308 | 339 | 295 | 244 | 202 | 255 | 277 | 238 | 236 |
| Huron, SD (McCrSA) | 240 | 187 | 252 | 241 | 287 | 255 | 337 | 383 | 403 | 435 | Junction City, KS (McCrSA) | 29 | 59 | na | na | na | na | na | na | na | na |
| Guymon, OK (McCrSA) | 241 | 353 | 424 | 376 | 446 | 439 | 455 | 449 | 487 | 489 | Juneau, AK (McCrSA) | 7 | 34 | 16 | 64 | 127 | 72 | 193 | 309 | 363 | 385 |
| Vernal, UT (McCrSA) | 242 | 198 | 270 | 269 | 185 | 160 | 280 | 371 | 503 | 543 | Kalispell, MT (McCrSA) | 151 | 149 | 142 | 87 | 45 | 35 | 26 | 51 | 63 | 103 |
| El Campo, TX (McCrSA) | 243 | 305 | 373 | 410 | 358 | 319 | 334 | 387 | 436 | 457 | Kapaa, HI (McCrSA) | 169 | 170 | 178 | 98 | 135 | 148 | 76 | 118 | 236 | 291 |
| Ukiah, CA (McCrSA) | 244 | 219 | 223 | 195 | 124 | 79 | 81 | 68 | 52 | 28 | Kearney, NE (McCrSA) | 148 | 161 | 127 | 130 | 200 | 270 | 312 | 334 | 284 | 325 |
| Nogales, AZ (McCrSA) | 245 | 189 | 239 | 181 | 189 | 161 | 265 | 275 | 208 | 205 | Keene, NH (McCrSA) | 59 | 24 | 42 | 51 | 72 | 50 | 31 | 11 | 12 | 26 |
| Salem, OH (McCrSA) | 246 | 324 | 390 | 412 | 460 | 465 | 369 | 367 | 361 | 317 | Kendallville, IN (McCrSA) | 432 | 485 | 507 | 515 | 458 | 382 | 268 | 269 | 271 | 240 |
| Austin, MN (McCrSA) | 247 | 186 | 203 | 196 | 250 | 221 | 288 | 285 | 303 | 341 | Kennett, MO (McCrSA) | 511 | 521 | 561 | 567 | 573 | 570 | 559 | 556 | 550 | 509 |
| Marshalltown, IA (McCrSA) | 248 | 205 | 222 | 202 | 159 | 166 | 121 | 133 | 146 | 194 | Kerville, TX (McCrSA) | 81 | 55 | 62 | 67 | 65 | 51 | 73 | 77 | 75 | 71 |
| Paris, TN (McCrSA) | 249 | 302 | 358 | 395 | 371 | 425 | 409 | 391 | 349 | 306 | Ketchikan, AK (McCrSA) | 46 | 53 | 64 | 75 | 138 | 101 | 194 | 290 | 384 | 419 |
| Twin Falls, ID (McCrSA) | 250 | 290 | 281 | 238 | 173 | 139 | 165 | 171 | 189 | 167 | Key West, FL (McCrSA) | 155 | 123 | 93 | 99 | 61 | 40 | 47 | 63 | 91 | 86 |
| Vincennes, IN (McCrSA) | 251 | 258 | 249 | 257 | 279 | 309 | 336 | 378 | 328 | 292 | Kill Devil Hills, NC (McCrSA) | 324 | 256 | 316 | 251 | 194 | 145 | 69 | 59 | 28 | 23 |
| Lexington, NE (McCrSA) | 252 | 343 | 405 | 364 | 456 | 514 | 510 | 513 | 545 | 494 | Kingsville, TX (McCrSA) | 190 | 179 | 151 | 117 | 171 | 235 | 257 | 321 | 333 | 415 |
| Vicksburg, MS (McCrSA) | 253 | 184 | 144 | 143 | 102 | 46 | 66 | 62 | 59 | 38 | Kinston, NC (McCrSA) | 372 | 338 | 395 | 408 | 339 | 338 | 354 | 365 | 345 | 388 |

| Micropolitan Areas | 2015 | 2014 | 2013 | 2012 | 2011 | 2010 | 2009 | 2008 | 2007 | 2006 | Micropolitan Areas | 2015 | 2014 | 2013 | 2012 | 2011 | 2010 | 2009 | 2008 | 2007 | 2006 |
|--|------|------|------|------|------|------|------|------|------|------|----------------------------|------|------|------|------|------|------|------|------|------|------|
| Shelton, WA (McrSA) | 254 | 260 | 204 | 128 | 44 | 60 | 82 | 90 | 67 | 73 | Kirkville, MO (McrSA) | 369 | 360 | 387 | 360 | 452 | 512 | 502 | 494 | 463 | 408 |
| Coffeyville, KS (McrSA) | 255 | 329 | 348 | 358 | 396 | 442 | 399 | 460 | 495 | 530 | Klamath Falls, OR (McrSA) | 379 | 366 | 389 | 353 | 282 | 214 | 211 | 213 | 214 | 253 |
| Mineral Wells, TX (McrSA) | 256 | 345 | 409 | 404 | 347 | 348 | 403 | 486 | 483 | 458 | La Grande, OR (McrSA) | 389 | 410 | 445 | 433 | 381 | 412 | 390 | 377 | 275 | 245 |
| Spirit Lake, IA (McrSA) | 257 | 228 | 291 | 359 | 377 | 305 | 340 | 368 | 296 | 259 | Laconia, NH (McrSA) | 43 | 48 | 43 | 35 | 63 | 75 | 27 | 21 | 17 | 51 |
| Warren, PA (McrSA) | 258 | 333 | 304 | 340 | 308 | 373 | 273 | 286 | 265 | 304 | LaGrange, GA (McrSA) | 51 | 33 | 40 | 79 | 55 | 73 | 77 | 74 | 46 | 24 |
| Brownwood, TX (McrSA) | 259 | 242 | 233 | 222 | 285 | 346 | 382 | 388 | 404 | 431 | Lake City, FL (McrSA) | 300 | 223 | 170 | 108 | 91 | 104 | 109 | 132 | 104 | 124 |
| Hood River, OR (McrSA) | 260 | 209 | 274 | 239 | 199 | 226 | 166 | 210 | 229 | 274 | Lamesa, TX (McrSA) | 404 | 483 | 545 | 558 | 574 | 574 | 551 | 576 | 573 | 562 |
| Holland, MI (McrSA) | 261 | 336 | na | na | na | na | na | na | na | na | Laramie, WY (McrSA) | 74 | 108 | 75 | 96 | 81 | 138 | 234 | 306 | 239 | 208 |
| Dixon, IL (McrSA) | 262 | 294 | 234 | 272 | 348 | 379 | 408 | 360 | 355 | 394 | Las Vegas, NM (McrSA) | 422 | 374 | 429 | 411 | 402 | 419 | 500 | 474 | 372 | 305 |
| Sweetwater, TX (McrSA) | 263 | 327 | 381 | 465 | 425 | 472 | 553 | 555 | 484 | 501 | Laurel, MS (McrSA) | 85 | 41 | 63 | 66 | 88 | 134 | 103 | 113 | 117 | 83 |
| Tifton, GA (McrSA) | 264 | 226 | 290 | 309 | 223 | 297 | 219 | 162 | 100 | 82 | Laurinburg, NC (McrSA) | 521 | 501 | 481 | 475 | 491 | 482 | 513 | 510 | 442 | 401 |
| Wilmington, OH (McrSA) | 265 | 215 | 287 | 256 | 193 | 130 | 158 | 76 | 112 | 108 | Lawrenceburg, TN (McrSA) | 476 | 480 | 537 | 525 | 529 | 509 | 492 | 440 | 382 | 335 |
| Elizabeth City, NC (McrSA) | 266 | 194 | 251 | 211 | 161 | 179 | 143 | 131 | 134 | 159 | Lebanon, MO (McrSA) | 421 | 380 | 441 | 454 | 483 | 400 | 351 | 330 | 277 | 244 |
| Madison, IN (McrSA) | 267 | 291 | 340 | 368 | 382 | 303 | 192 | 146 | 204 | 242 | Levelland, TX (McrSA) | 348 | 420 | 502 | 538 | 555 | 529 | 548 | 571 | 570 | 560 |
| Morgan City, LA (McrSA) | 268 | 255 | 277 | 287 | 277 | 339 | 407 | 457 | 453 | 460 | Lewisburg, PA (McrSA) | 21 | 27 | 26 | 39 | 78 | 150 | 147 | 127 | 113 | 138 |
| Norwalk, OH (McrSA) | 269 | 208 | 276 | 314 | 289 | 272 | 184 | 141 | 141 | 123 | Lewisburg, TN (McrSA) | 486 | 459 | 493 | 490 | 453 | 370 | 422 | 399 | 319 | 361 |
| Sault Ste. Marie, MI (McrSA) | 270 | 339 | 402 | 398 | 345 | 414 | 338 | 315 | 320 | 321 | Lewistown, PA (McrSA) | 97 | 101 | 131 | 158 | 216 | 243 | 198 | 197 | 180 | 176 |
| Sunbury, PA (McrSA) | 271 | 296 | 350 | 315 | 301 | 353 | 233 | 240 | 216 | 261 | Lexington, NE (McrSA) | 252 | 343 | 405 | 364 | 456 | 514 | 510 | 513 | 545 | 494 |
| Cambridge, MD (McrSA) | 272 | 304 | 370 | 427 | 433 | 421 | 371 | 373 | 360 | 406 | Liberal, KS (McrSA) | 154 | 229 | 180 | 164 | 190 | 189 | 178 | 187 | 252 | 307 |
| Merrill, WI (McrSA) | 273 | 238 | 184 | 169 | 158 | 117 | 131 | 136 | 120 | 115 | Lincoln, IL (McrSA) | 468 | 461 | 458 | 511 | 533 | 525 | 570 | 548 | 547 | 564 |
| Batesville, AR (McrSA) | 274 | 247 | 307 | 290 | 373 | 344 | 362 | 385 | 388 | 380 | Lock Haven, PA (McrSA) | 64 | 87 | 113 | 173 | 181 | 233 | 196 | 178 | 152 | 188 |
| Ada, OK (McrSA) | 275 | 237 | 309 | 361 | 341 | 362 | 414 | 454 | 498 | 505 | Logan, WV (McrSA) | 400 | 365 | na | na | na | na | na | na | na | na |
| Zanesville, OH (McrSA) | 276 | 231 | 199 | 268 | 316 | 322 | 252 | 196 | 119 | 72 | Logansport, IN (McrSA) | 490 | 481 | 478 | 499 | 492 | 445 | 393 | 409 | 336 | 286 |
| Worthington, MN (McrSA) | 277 | 212 | 218 | 243 | 168 | 96 | 228 | 258 | 334 | 367 | London, KY (McrSA) | 289 | 218 | 175 | 242 | 251 | 302 | 201 | 248 | 188 | 153 |
| Yankton, SD (McrSA) | 278 | 233 | 245 | 255 | 248 | 328 | 256 | 328 | 379 | 400 | Los Alamos, NM (McrSA) | 159 | 143 | 130 | 101 | 116 | 89 | 179 | 135 | 111 | 125 |
| Fernley, NV (McrSA) | 279 | 303 | 301 | 259 | 166 | 98 | 71 | 98 | 164 | 204 | Ludington, MI (McrSA) | 479 | 505 | na | na | na | na | na | na | na | na |
| Crossville, TN (McrSA) | 280 | 244 | 332 | 343 | 253 | 210 | 291 | 257 | 209 | 193 | Lufkin, TX (McrSA) | 221 | 151 | 181 | 133 | 122 | 61 | 35 | 82 | 80 | 31 |
| Somerset, PA (McrSA) | 281 | 286 | 273 | 327 | 315 | 358 | 266 | 217 | 314 | 350 | Lumberton, NC (McrSA) | 500 | 486 | 460 | 443 | 432 | 454 | 387 | 415 | 426 | 393 |
| Morehead City, NC (McrSA) | 282 | 202 | 186 | 140 | 132 | 147 | 159 | 164 | 138 | 116 | Macomb, IL (McrSA) | 373 | 363 | 357 | 392 | 430 | 517 | 537 | 547 | 554 | 566 |
| Oak Harbor, WA (McrSA) | 283 | 220 | 157 | 125 | 142 | 78 | 49 | 28 | 50 | 75 | Madison, IN (McrSA) | 267 | 291 | 340 | 368 | 382 | 303 | 192 | 146 | 204 | 242 |
| Murray, KY (McrSA) | 284 | 301 | 283 | 299 | 400 | 411 | 361 | 289 | 354 | 299 | Madisonville, KY (McrSA) | 137 | 97 | 129 | 176 | 195 | 269 | 240 | 283 | 321 | 332 |
| Harrison, AR (McrSA) | 285 | 213 | 289 | 278 | 375 | 376 | 328 | 246 | 318 | 315 | Magnolia, AR (McrSA) | 469 | 427 | 453 | 472 | 398 | 317 | 299 | 335 | 293 | 271 |
| Greenville, OH (McrSA) | 286 | 355 | 418 | 455 | 451 | 377 | 303 | 272 | 283 | 247 | Malone, NY (McrSA) | 136 | 85 | 132 | 115 | 125 | 141 | 177 | 224 | 242 | 209 |
| Tiffin, OH (McrSA) | 287 | 230 | 279 | 277 | 281 | 239 | 246 | 202 | 215 | 241 | Malvern, AR (McrSA) | 475 | 437 | na | na | na | na | na | na | na | na |
| Beeville, TX (McrSA) | 288 | 431 | 497 | 541 | 501 | 498 | 424 | 507 | 539 | 558 | Manitowoc, WI (McrSA) | 123 | 107 | 97 | 147 | 151 | 74 | 108 | 94 | 66 | 56 |
| London, KY (McrSA) | 289 | 218 | 175 | 242 | 251 | 302 | 201 | 248 | 188 | 153 | Marietta, OH (McrSA) | 224 | 211 | na | na | na | na | na | na | na | na |
| Portsmouth, OH (McrSA) | 290 | 239 | 292 | 275 | 303 | 290 | 358 | 296 | 220 | 164 | Marinette, WI-MI (McrSA) | 319 | 297 | 326 | 370 | 304 | 238 | 137 | 128 | 147 | 127 |
| Cullman, AL (McrSA) | 291 | 359 | 415 | 407 | 423 | 374 | 331 | 336 | 304 | 276 | Marion, IN (McrSA) | 347 | 292 | 305 | 352 | 378 | 438 | 347 | 299 | 223 | 177 |
| Berlin, NH-VT (McrSA) | 292 | 280 | 225 | 274 | 365 | 363 | 366 | 354 | 344 | 381 | Marion, NC (McrSA) | 504 | 495 | na | na | na | na | na | na | na | na |
| Wapakoneta, OH (McrSA) | 293 | 311 | 342 | 354 | 336 | 311 | 271 | 263 | 341 | 376 | Marion, OH (McrSA) | 237 | 246 | 217 | 220 | 268 | 218 | 153 | 147 | 125 | 112 |
| Altus, OK (McrSA) | 294 | 279 | 266 | 252 | 292 | 361 | 442 | 441 | 351 | 398 | Marquette, MI (McrSA) | 200 | 137 | 191 | 197 | 152 | 204 | 175 | 179 | 244 | 250 |
| Othello, WA (McrSA) | 295 | 381 | na | na | na | na | na | na | na | na | Marshall, MN (McrSA) | 152 | 105 | 163 | 171 | 149 | 219 | 315 | 292 | 310 | 362 |
| Rio Grande City, TX (McrSA) | 296 | 298 | 314 | 345 | 417 | 449 | 474 | 436 | 464 | 439 | Marshall, MO (McrSA) | 425 | 464 | 435 | 476 | 518 | 547 | 572 | 567 | 565 | 551 |
| Tahlequah, OK (McrSA) | 297 | 300 | 320 | 322 | 401 | 413 | 427 | 410 | 356 | 329 | Marshall, TX (McrSA) | 45 | 63 | 88 | 102 | 50 | 62 | 126 | 155 | 129 | 81 |
| Greenwood, SC (McrSA) | 298 | 323 | 327 | 304 | 230 | 283 | 208 | 183 | 172 | 139 | Marshalltown, IA (McrSA) | 248 | 205 | 222 | 202 | 159 | 166 | 121 | 133 | 146 | 194 |
| Montrose, CO (McrSA) | 299 | 236 | 182 | 114 | 31 | 14 | 39 | 47 | 41 | 64 | Martin, TN (McrSA) | 457 | 471 | 471 | 512 | 513 | 499 | 498 | 506 | 421 | 364 |
| Lake City, FL (McrSA) | 300 | 223 | 170 | 108 | 91 | 104 | 109 | 132 | 104 | 124 | Martinsville, VA (McrSA) | 483 | 526 | 564 | 530 | 532 | 520 | 521 | 479 | 471 | 475 |
| Natchitoches, LA (McrSA) | 301 | 222 | 179 | 175 | 214 | 274 | 388 | 464 | 387 | 383 | Maryville, MO (McrSA) | 430 | 456 | 491 | 514 | 520 | 546 | 546 | 558 | 561 | 568 |
| Sedalia, MO (McrSA) | 302 | 269 | 268 | 273 | 329 | 350 | 295 | 260 | 227 | 199 | Mason City, IA (McrSA) | 79 | 148 | 211 | 217 | 283 | 266 | 203 | 206 | 177 | 189 |
| Bradford, PA (McrSA) | 303 | 234 | 258 | 317 | 288 | 314 | 258 | 249 | 279 | 238 | Mayfield, KY (McrSA) | 485 | 500 | 529 | 561 | 559 | 561 | 524 | 534 | 534 | 493 |
| Toccoa, GA (McrSA) | 304 | 356 | 335 | 267 | 351 | 407 | 395 | 401 | 302 | 260 | Maysville, KY (McrSA) | 405 | 454 | 524 | 485 | 544 | 490 | 479 | 463 | 509 | 507 |
| Arkansas City-Winfield, KS (McrSA) | 305 | 397 | 465 | 489 | 445 | 463 | 439 | 504 | 456 | 433 | McAlester, OK (McrSA) | 105 | 83 | 82 | 76 | 64 | 159 | 244 | 295 | 267 | 288 |
| Mountain Home, ID (McrSA) | 306 | 314 | 255 | 232 | 241 | 248 | 355 | 346 | 380 | 386 | McComb, MS (McrSA) | 498 | 487 | 482 | 416 | 459 | 422 | 484 | 425 | 364 | 323 |
| Sonora, CA (McrSA) | 307 | 245 | 228 | 174 | 90 | 39 | 43 | 36 | 36 | 61 | McMinnville, TN (McrSA) | 454 | 462 | 530 | 473 | 424 | 342 | 294 | 227 | 157 | 143 |
| Boone, IA (McrSA) | 308 | 307 | 359 | 409 | 367 | 381 | 381 | 411 | 424 | 411 | McPherson, KS (McrSA) | 142 | 204 | 272 | 279 | 224 | 213 | 173 | 104 | 122 | 174 |
| Alexandria, MN (McrSA) | 309 | 264 | 298 | 328 | 238 | 186 | 113 | 117 | 131 | 111 | Meadville, PA (McrSA) | 340 | 340 | 399 | 459 | 379 | 389 | 329 | 358 | 395 | 356 |
| Jackson, OH (McrSA) | 310 | 248 | na | na | na | na | na | na | na | na | Menomonie, WI (McrSA) | 94 | 51 | 103 | 162 | 196 | 174 | 190 | 218 | 197 | 217 |
| Hutchinson, MN (McrSA) | 311 | 263 | 329 | 306 | 243 | 201 | 135 | 143 | 196 | 239 | Meridian, MS (McrSA) | 118 | 175 | 148 | 138 | 147 | 131 | 221 | 161 | 87 | 55 |
| Jamestown-Dunkirk-Fredonia, NY (McrSA) | 312 | 334 | 414 | 424 | 384 | 365 | 249 | 278 | 316 | 279 | Merrill, WI (McrSA) | 273 | 238 | 184 | 169 | 158 | 117 | 131 | 136 | 120 | 115 |
| Heber, UT (McrSA) | 313 | 328 | 280 | 230 | 233 | 180 | 253 | 231 | 301 | 277 | Mexico, MO (McrSA) | 392 | 430 | 473 | 478 | 524 | 468 | 522 | 549 | 548 | 545 |
| Farmington, MO (McrSA) | 314 | 243 | 212 | 201 | 226 | 265 | 214 | 241 | 219 | 180 | Miami, OK (McrSA) | 395 | 348 | 410 | 356 | 300 | 357 | 431 | 455 | 530 | 519 |
| Wahpeton, ND-MN (McrSA) | 315 | 362 | 397 | 417 | 418 | 364 | 471 | 477 | 507 | 554 | Middlesborough, KY (McrSA) | 518 | 460 | 505 | 492 | 517 | 549 | 496 | 514 | 532 | 541 |
| Point Pleasant, WV-OH (McrSA) | 316 | 376 | 437 | 366 | 427 | 460 | 398 | 312 | 357 | 360 | Millledgeville, GA (McrSA) | 508 | 496 | 533 | 523 | 463 | 459 | 405 | 314 | 237 | 201 |
| Pahrump, NV (McrSA) | 317 | 349 | 344 | 365 | 306 | 241 | 236 | 232 | 326 | 378 | Mineral Wells, TX (McrSA) | 256 | 345 | 409 | 404 | 347 | 348 | 403 | 486 | 483 | 458 |
| DeRidder, LA (McrSA) | 318 | 277 | 285 | 262 | 328 | 392 | | | | | | | | | | | | | | | |

| Micropolitan Areas | 2015 | 2014 | 2013 | 2012 | 2011 | 2010 | 2009 | 2008 | 2007 | 2006 |
|----------------------------------|------|------|------|------|------|------|------|------|------|------|
| Marinette, WI-MI (McrSA) | 319 | 297 | 326 | 370 | 304 | 238 | 137 | 128 | 147 | 127 |
| Athens, TX (McrSA) | 320 | 354 | 338 | 384 | 449 | 441 | 401 | 343 | 262 | 232 |
| Chillicothe, OH (McrSA) | 321 | 259 | 214 | 198 | 257 | 308 | 304 | 276 | 257 | 203 |
| Great Bend, KS (McrSA) | 322 | 319 | 383 | 333 | 369 | 292 | 275 | 340 | 429 | 480 |
| Albert Lea, MN (McrSA) | 323 | 281 | 341 | 385 | 343 | 263 | 277 | 325 | 369 | 365 |
| Kill Devil Hills, NC (McrSA) | 324 | 256 | 316 | 251 | 194 | 145 | 69 | 59 | 28 | 23 |
| Canon City, CO (McrSA) (McrSA) | 325 | 284 | 241 | 227 | 175 | 121 | 162 | 188 | 169 | 145 |
| New Ulm, MN (McrSA) | 326 | 368 | 430 | 430 | 374 | 315 | 306 | 320 | 376 | 389 |
| Athens, TN (McrSA) | 327 | 275 | 351 | 335 | 331 | 329 | 279 | 207 | 187 | 221 |
| Bemidji, MN (McrSA) | 328 | 282 | 308 | 271 | 240 | 316 | 207 | 142 | 88 | 67 |
| Jesup, GA (McrSA) | 329 | 308 | 339 | 295 | 244 | 202 | 255 | 277 | 238 | 236 |
| Orangeburg, SC (McrSA) | 330 | 341 | 398 | 344 | 262 | 334 | 298 | 251 | 224 | 178 |
| Ashland, OH (McrSA) | 331 | 347 | 355 | 350 | 363 | 318 | 333 | 288 | 261 | 282 |
| Centralia, WA (McrSA) | 332 | 320 | 337 | 294 | 260 | 295 | 209 | 152 | 145 | 192 |
| Escanaba, MI (McrSA) | 333 | 271 | 264 | 303 | 298 | 359 | 278 | 250 | 200 | 211 |
| Brainerd, MN (McrSA) | 334 | 370 | 345 | 369 | 337 | 273 | 185 | 182 | 144 | 105 |
| Corinth, MS (McrSA) | 335 | 257 | 257 | 283 | 322 | 345 | 350 | 405 | 375 | 334 |
| Ponca City, OK (McrSA) | 336 | 371 | 431 | 389 | 419 | 366 | 359 | 419 | 472 | 410 |
| Huntingdon, PA (McrSA) | 337 | 331 | 311 | 297 | 263 | 276 | 204 | 154 | 217 | 226 |
| Breckenridge, CO (McrSA) | 338 | 325 | na | na | na | na | na | na | na | na |
| Clearlake, CA (McrSA) | 339 | 309 | 313 | 253 | 198 | 144 | 144 | 111 | 96 | 121 |
| Meadville, PA (McrSA) | 340 | 340 | 399 | 459 | 379 | 389 | 329 | 358 | 395 | 356 |
| Gardnerville Ranchos, NV (McrSA) | 341 | 306 | 242 | 184 | 126 | 76 | 44 | 44 | 85 | 129 |
| Sterling, IL (McrSA) | 342 | 249 | 220 | 258 | 286 | 287 | 365 | 384 | 451 | 492 |
| Mount Pleasant, MI (McrSA) | 343 | 326 | 353 | 305 | 204 | 234 | 169 | 163 | 107 | 119 |
| Hereford, TX (McrSA) | 344 | 377 | 438 | 496 | 507 | 510 | 532 | 566 | 510 | 522 |
| Okeechobee, FL (McrSA) | 345 | 383 | 442 | 397 | 393 | 423 | 436 | 458 | 478 | 521 |
| Burley, ID (McrSA) | 346 | 446 | 487 | 503 | 444 | 416 | 507 | 515 | 544 | 533 |
| Marion, IN (McrSA) | 347 | 292 | 305 | 352 | 378 | 438 | 347 | 299 | 223 | 177 |
| Levelland, TX (McrSA) | 348 | 420 | 502 | 538 | 555 | 529 | 548 | 571 | 570 | 560 |
| Seneca, SC (McrSA) | 349 | 316 | 294 | 276 | 254 | 228 | 156 | 109 | 68 | 36 |
| Beatrice, NE (McrSA) | 350 | 367 | 404 | 425 | 519 | 532 | 508 | 541 | 553 | 559 |
| Statesboro, GA (McrSA) | 351 | 330 | 334 | 301 | 354 | 406 | 349 | 362 | 272 | 225 |
| Bay City, TX (McrSA) | 352 | 409 | 476 | 439 | 485 | 504 | 505 | 533 | 542 | 513 |
| Winona, MN (McrSA) | 353 | 285 | 300 | 302 | 235 | 140 | 206 | 200 | 253 | 231 |
| Rochelle, IL (McrSA) | 354 | 392 | 354 | 296 | 267 | 211 | 307 | 307 | 346 | 391 |
| Camden, AR (McrSA) | 355 | 342 | 315 | 319 | 407 | 462 | 434 | 444 | 402 | 437 |
| Selinsgrove, PA (McrSA) | 356 | 318 | 374 | 379 | 313 | 268 | 171 | 144 | 133 | 156 |
| Blackfoot, ID (McrSA) | 357 | 443 | 509 | 516 | 474 | 429 | 440 | 469 | 505 | 508 |
| Greensburg, IN (McrSA) | 358 | 335 | 328 | 374 | 370 | 294 | 345 | 323 | 337 | 314 |
| Greenwood, MS (McrSA) | 359 | 289 | 372 | 390 | 455 | 451 | 444 | 490 | 476 | 483 |
| Price, UT (McrSA) | 360 | 322 | 297 | 223 | 252 | 340 | 462 | 412 | 441 | 485 |
| Talladega-Sylacauga, AL (McrSA) | 361 | 408 | 401 | 310 | 208 | 133 | 104 | 100 | 72 | 92 |
| Coos Bay, OR (McrSA) | 362 | 315 | 375 | 320 | 258 | 299 | 232 | 173 | 109 | 130 |
| Safford, AZ (McrSA) | 363 | 423 | 426 | 351 | 307 | 220 | 300 | 310 | 406 | 443 |
| Fergus Falls, MN (McrSA) | 364 | 332 | 382 | 463 | 385 | 312 | 325 | 342 | 331 | 293 |
| Vidalia, GA (McrSA) | 365 | 369 | 433 | 405 | 368 | 420 | 432 | 470 | 452 | 402 |
| Crescent City, CA (McrSA) | 366 | 261 | 331 | 321 | 234 | 224 | 302 | 337 | 381 | 414 |
| Auburn, IN (McrSA) | 367 | 388 | 360 | 386 | 318 | 277 | 167 | 150 | 161 | 128 |
| Newport, OR (McrSA) | 368 | 312 | na | na | na | na | na | na | na | na |
| Kirkville, MO (McrSA) | 369 | 360 | 387 | 360 | 452 | 512 | 502 | 494 | 463 | 408 |
| Ottawa, KS (McrSA) | 370 | 402 | na | na | na | na | na | na | na | na |
| Stephenville, TX (McrSA) | 371 | 372 | 417 | 437 | 416 | 410 | 426 | 482 | 477 | 453 |
| Kinston, NC (McrSA) | 372 | 338 | 395 | 408 | 339 | 338 | 354 | 365 | 345 | 388 |
| Macomb, IL (McrSA) | 373 | 363 | 357 | 392 | 430 | 517 | 537 | 547 | 554 | 566 |
| Roswell, NM (McrSA) | 374 | 344 | 385 | 378 | 320 | 347 | 380 | 430 | 415 | 472 |
| Russellville, AR (McrSA) | 375 | 404 | 444 | 460 | 437 | 385 | 402 | 332 | 254 | 309 |
| Newberry, SC (McrSA) | 376 | 313 | 376 | 334 | 317 | 298 | 320 | 324 | 325 | 278 |
| Albertville, AL (McrSA) | 377 | 396 | 457 | 438 | 380 | 325 | 250 | 255 | 290 | 326 |
| Show Low, AZ (McrSA) | 378 | 385 | 361 | 338 | 297 | 326 | 356 | 317 | NR | NR |
| Klamath Falls, OR (McrSA) | 379 | 366 | 389 | 353 | 282 | 214 | 211 | 213 | 214 | 253 |
| Paragould, AR (McrSA) | 380 | 382 | 446 | 446 | 471 | 424 | 410 | 392 | 457 | 404 |
| Picayune, MS (McrSA) | 381 | 351 | 349 | 346 | 395 | 387 | 485 | 406 | 313 | 258 |
| Dunn, NC (McrSA) | 382 | 352 | 322 | 311 | 265 | 222 | 260 | 238 | 233 | 207 |
| Calhoun, GA (McrSA) | 383 | 361 | 391 | 363 | 352 | 307 | 235 | 222 | 163 | 215 |

| Micropolitan Areas | 2015 | 2014 | 2013 | 2012 | 2011 | 2010 | 2009 | 2008 | 2007 | 2006 |
|------------------------------------|------|------|------|------|------|------|------|------|------|------|
| Mitchell, SD (McrSA) | 13 | 60 | 125 | 103 | 188 | 231 | 151 | 204 | 269 | 235 |
| Moberly, MO (McrSA) | 132 | 150 | 215 | 286 | 372 | 360 | 438 | 397 | 396 | 447 |
| Montrose, CO (McrSA) | 299 | 236 | 182 | 114 | 31 | 14 | 39 | 47 | 41 | 64 |
| Morehead City, NC (McrSA) | 282 | 202 | 186 | 140 | 132 | 147 | 159 | 164 | 138 | 116 |
| Morgan City, LA (McrSA) | 268 | 255 | 277 | 287 | 277 | 339 | 407 | 457 | 453 | 460 |
| Moscow, ID (McrSA) | 434 | 415 | 439 | 382 | 302 | 330 | 363 | 404 | 311 | 275 |
| Moses Lake, WA (McrSA) | 161 | 134 | 91 | 100 | 101 | 122 | 212 | 265 | 312 | 359 |
| Moultrie, GA (McrSA) | 459 | 476 | 498 | 521 | 484 | 507 | 486 | 476 | 433 | 392 |
| Mount Airy, NC (McrSA) | 477 | 416 | 470 | 467 | 440 | 426 | 342 | 271 | 305 | 308 |
| Mount Pleasant, MI (McrSA) | 343 | 326 | 353 | 305 | 204 | 234 | 169 | 163 | 107 | 119 |
| Mount Pleasant, TX (McrSA) | 178 | 162 | 107 | 56 | 131 | 165 | 168 | 160 | 108 | 89 |
| Mount Sterling, KY (McrSA) | 407 | 419 | 366 | 400 | 488 | 479 | 447 | 431 | 397 | 351 |
| Mount Vernon, IL (McrSA) | 180 | 102 | 154 | 213 | 227 | 254 | 224 | 166 | 175 | 185 |
| Mount Vernon, OH (McrSA) | 80 | 126 | 145 | 170 | 211 | 196 | 215 | 209 | 289 | 336 |
| Mountain Home, AR (McrSA) | 393 | 357 | 377 | 324 | 273 | 296 | 314 | 355 | 264 | 210 |
| Mountain Home, ID (McrSA) | 306 | 314 | 255 | 232 | 241 | 248 | 355 | 346 | 380 | 386 |
| Murray, KY (McrSA) | 284 | 301 | 283 | 299 | 400 | 411 | 361 | 289 | 354 | 299 |
| Muscataz, IN (McrSA) | 63 | 68 | 120 | 119 | 141 | 119 | 118 | 165 | 250 | 302 |
| Muskogee, OK (McrSA) | 82 | 73 | 112 | 136 | 177 | 250 | 262 | 291 | 234 | 206 |
| Nacogdoches, TX (McrSA) | 150 | 201 | 219 | 229 | 305 | 398 | 346 | 344 | 294 | 267 |
| Natchez, MS-LA (McrSA) | 415 | 455 | 523 | 498 | 480 | 497 | 470 | 496 | 525 | 499 |
| Natchitoches, LA (McrSA) | 301 | 222 | 179 | 175 | 214 | 274 | 388 | 464 | 387 | 383 |
| New Castle, IN (McrSA) | 514 | 515 | 543 | 544 | 525 | 506 | 418 | 376 | 300 | 254 |
| New Castle, PA (McrSA) | 124 | 88 | 124 | 172 | 174 | 181 | 97 | 124 | 126 | 171 |
| New Philadelphia-Dover, OH (McrSA) | 204 | 283 | 336 | 355 | 366 | 289 | 161 | 172 | 201 | 230 |
| New Ulm, MN (McrSA) | 326 | 368 | 430 | 430 | 374 | 315 | 306 | 320 | 376 | 389 |
| Newberry, SC (McrSA) | 376 | 313 | 376 | 334 | 317 | 298 | 320 | 324 | 325 | 278 |
| Newport, OR (McrSA) | 368 | 312 | na | na | na | na | na | na | na | na |
| Newport, TN (McrSA) | 410 | 445 | 500 | 449 | 508 | 535 | 543 | 517 | 556 | 536 |
| Newton, IA (McrSA) | 431 | 434 | 469 | 477 | 439 | 448 | 385 | 339 | 383 | 416 |
| Nogales, AZ (McrSA) | 245 | 189 | 239 | 181 | 189 | 161 | 265 | 275 | 208 | 205 |
| Norfolk, NE (McrSA) | 119 | 165 | 209 | 265 | 334 | 409 | 372 | 403 | 432 | 366 |
| North Platte, NE (McrSA) | 75 | 38 | 32 | 52 | 98 | 137 | 174 | 177 | 246 | 297 |
| North Vernon, IN (McrSA) | 458 | 436 | 432 | 426 | 454 | 447 | 457 | 468 | 461 | 461 |
| North Wilkesboro, NC (McrSA) | 516 | 524 | 515 | 513 | 499 | 475 | 482 | 427 | 335 | 290 |
| Norwalk, OH (McrSA) | 269 | 208 | 276 | 314 | 289 | 272 | 184 | 141 | 141 | 123 |
| Oak Harbor, WA (McrSA) | 283 | 220 | 157 | 125 | 142 | 78 | 49 | 28 | 50 | 75 |
| Ogdensburg-Massena, NY (McrSA) | 88 | 111 | 173 | 224 | 206 | 209 | 230 | 256 | 231 | 202 |
| Oil City, PA (McrSA) | 399 | 373 | 400 | 448 | 420 | 444 | 411 | 356 | 410 | 420 |
| Okeechobee, FL (McrSA) | 345 | 383 | 442 | 397 | 393 | 423 | 436 | 458 | 478 | 521 |
| Olean, NY (McrSA) | 61 | 67 | 67 | 92 | 109 | 143 | 145 | 122 | 106 | 107 |
| Oneonta, NY (McrSA) | 89 | 147 | 238 | 236 | 213 | 246 | 142 | 185 | 167 | 222 |
| Ontario, OR-ID (McrSA) | 409 | 441 | 461 | 507 | 464 | 437 | 357 | 359 | 443 | 486 |
| Opelousas, LA (McrSA) | 58 | 46 | 92 | 123 | 112 | 176 | 290 | 319 | 348 | 352 |
| Orangeburg, SC (McrSA) | 330 | 341 | 398 | 344 | 262 | 334 | 298 | 251 | 224 | 178 |
| Oskaloosa, IA (McrSA) | 444 | 451 | 514 | 519 | 526 | 495 | 497 | 532 | 546 | 556 |
| Othello, WA (McrSA) | 295 | 381 | na | na | na | na | na | na | na | na |
| Ottawa, KS (McrSA) | 370 | 402 | na | na | na | na | na | na | na | na |
| Ottawa-Peru, IL (McrSA) | 202 | 180 | 133 | 166 | 201 | 146 | 146 | 181 | 230 | 223 |
| Ottumwa, IA (McrSA) | 223 | 295 | 364 | 347 | 296 | 286 | 344 | 259 | 247 | 268 |
| Owatonna, MN (McrSA) | 214 | 164 | 216 | 203 | 157 | 97 | 123 | 129 | 156 | 155 |
| Owosso, MI (McrSA) | 493 | 494 | 546 | 553 | 495 | 464 | 488 | 498 | 511 | 532 |
| Oxford, MS (McrSA) | 17 | 14 | 11 | 33 | 26 | 42 | 67 | 57 | 35 | 41 |
| Oxford, NC (McrSA) | 112 | 77 | na | na | na | na | na | na | na | na |
| Ozark, AL (McrSA) | 72 | 57 | 30 | 28 | 48 | 88 | 75 | 79 | 103 | 141 |
| Paducah, KY-IL (McrSA) | 19 | 31 | 10 | 31 | 33 | 44 | 20 | 19 | 15 | 37 |
| Pahrump, NV (McrSA) | 317 | 349 | 344 | 365 | 306 | 241 | 236 | 232 | 326 | 378 |
| Palatka, FL (McrSA) | 506 | 498 | 499 | 479 | 443 | 500 | 536 | 539 | 528 | 529 |
| Palestine, TX (McrSA) | 236 | 166 | 135 | 189 | 207 | 245 | 263 | 322 | 226 | 284 |
| Pampa, TX (McrSA) | 173 | 250 | 318 | 336 | | | | | | |

| Micropolitan Areas | 2015 | 2014 | 2013 | 2012 | 2011 | 2010 | 2009 | 2008 | 2007 | 2006 | Micropolitan Areas | 2015 | 2014 | 2013 | 2012 | 2011 | 2010 | 2009 | 2008 | 2007 | 2006 |
|---------------------------------------|-------------|-------------|-------------|-------------|-------------|-------------|-------------|-------------|-------------|-------------|--------------------------------------|-------------|-------------|-------------|-------------|-------------|-------------|-------------|-------------|-------------|-------------|
| Richmond, IN (McrSA) | 384 | 400 | 459 | 486 | 405 | 332 | 293 | 270 | 221 | 237 | Pecos, TX (McrSA) | 460 | 503 | 558 | 539 | 540 | 565 | 564 | 572 | 575 | 577 |
| Somerset, KY (McrSA) | 385 | 337 | 319 | 348 | 349 | 321 | 231 | 223 | 206 | 163 | Peru, IN (McrSA) | 527 | 534 | 566 | 573 | 563 | 534 | 499 | 500 | 520 | 511 |
| Centralia, IL (McrSA) | 386 | 378 | 454 | 451 | 435 | 485 | 495 | 516 | 506 | 503 | Picayune, MS (McrSA) | 381 | 351 | 349 | 346 | 395 | 387 | 485 | 406 | 313 | 258 |
| Houghton, MI (McrSA) | 387 | 429 | 488 | 484 | 475 | 501 | 389 | 452 | 431 | 382 | Pierre, SD (McrSA) | 91 | 84 | 89 | 106 | 73 | 114 | 111 | 110 | 115 | 168 |
| Danville, VA (McrSA) | 388 | 433 | na | na | na | na | na | na | na | na | Pinehurst-Southern Pines, NC (McrSA) | 121 | 72 | 52 | 83 | 34 | 24 | 24 | 27 | 20 | 29 |
| La Grande, OR (McrSA) | 389 | 410 | 445 | 433 | 381 | 412 | 390 | 377 | 275 | 245 | Pittsburg, KS (McrSA) | 503 | 508 | 565 | 559 | 564 | 571 | 568 | 568 | 527 | 528 |
| Roseburg, OR (McrSA) | 390 | 398 | 393 | 362 | 276 | 264 | 191 | 134 | 95 | 122 | Plainview, TX (McrSA) | 466 | 394 | 412 | 434 | 506 | 539 | 529 | 527 | 493 | 441 |
| Jacksonville, IL (McrSA) | 391 | 379 | 388 | 391 | 413 | 467 | 514 | 525 | 444 | 497 | Platteville, WI (McrSA) | 164 | 253 | 321 | 325 | 392 | 352 | 310 | 274 | 342 | 316 |
| Mexico, MO (McrSA) | 392 | 430 | 473 | 478 | 524 | 468 | 522 | 549 | 548 | 545 | Plattsburgh, NY (McrSA) | 36 | 23 | 44 | 21 | 29 | 47 | 32 | 40 | 31 | 27 |
| Mountain Home, AR (McrSA) | 393 | 357 | 377 | 324 | 273 | 296 | 314 | 355 | 264 | 210 | Plymouth, IN (McrSA) | 413 | 384 | 411 | 487 | 404 | 349 | 335 | 287 | 317 | 371 |
| Van Wert, OH (McrSA) | 394 | 425 | 371 | 420 | 466 | 432 | 459 | 480 | 488 | 504 | Point Pleasant, WV-OH (McrSA) | 316 | 376 | 437 | 366 | 427 | 460 | 398 | 312 | 357 | 360 |
| Miami, OK (McrSA) | 395 | 348 | 410 | 356 | 300 | 357 | 431 | 455 | 530 | 519 | Ponca City, OK (McrSA) | 336 | 371 | 431 | 389 | 419 | 366 | 359 | 419 | 472 | 410 |
| Vermillion, SD (McrSA) | 396 | 414 | 467 | 468 | 527 | 528 | 545 | 564 | 568 | 563 | Pontiac, IL (McrSA) | 211 | 224 | 296 | 289 | 338 | 271 | 332 | 348 | 371 | 409 |
| Galesburg, IL (McrSA) | 397 | 387 | 451 | 466 | 493 | 503 | 509 | 505 | 496 | 448 | Poplar Bluff, MO (McrSA) | 201 | 160 | 122 | 156 | 236 | 249 | 238 | 194 | 132 | 106 |
| Jacksonville, TX (McrSA) | 398 | 411 | 396 | 414 | 467 | 519 | 466 | 456 | 394 | 339 | Port Angeles, WA (McrSA) | 166 | 144 | 162 | 148 | 86 | 93 | 61 | 81 | 110 | 166 |
| Oil City, PA (McrSA) | 399 | 373 | 400 | 448 | 420 | 444 | 411 | 356 | 410 | 420 | Port Clinton, OH (McrSA) | 125 | 182 | na | na | na | na | na | na | na | na |
| Logan, WV (McrSA) | 400 | 365 | na | na | na | na | na | na | na | na | Port Lavaca, TX (McrSA) | 113 | 113 | na | na | na | na | na | na | na | na |
| Wabash, IN (McrSA) | 401 | 449 | 480 | 529 | 494 | 487 | 458 | 475 | 450 | 429 | Portales, NM (McrSA) | 482 | 504 | 535 | 528 | 547 | 552 | 558 | 546 | 571 | 569 |
| Freeport, IL (McrSA) | 402 | 346 | 295 | 313 | 290 | 259 | 264 | 247 | 282 | 338 | Portsmouth, OH (McrSA) | 290 | 239 | 292 | 275 | 303 | 290 | 358 | 296 | 220 | 164 |
| Branson, MO (McrSA) | 403 | 350 | 286 | 281 | 219 | 155 | 155 | 195 | 162 | 137 | Pottsville, PA (McrSA) | 120 | 115 | 168 | 207 | 182 | 207 | 127 | 119 | 168 | 183 |
| Lamesa, TX (McrSA) | 404 | 483 | 545 | 558 | 574 | 574 | 551 | 576 | 573 | 562 | Price, UT (McrSA) | 360 | 322 | 297 | 223 | 252 | 340 | 462 | 412 | 441 | 485 |
| Maysville, KY (McrSA) | 405 | 454 | 524 | 485 | 544 | 490 | 479 | 463 | 509 | 507 | Prineville, OR (McrSA) | 414 | 447 | 503 | 422 | 324 | 252 | 352 | 364 | 414 | 452 |
| Sandpoint, ID (McrSA) | 406 | 389 | na | na | na | na | na | na | na | na | Pullman, WA (McrSA) | 102 | 156 | 197 | 266 | 356 | 341 | 370 | 413 | 490 | 524 |
| Mount Sterling, KY (McrSA) | 407 | 419 | 366 | 400 | 488 | 479 | 447 | 431 | 397 | 351 | Quincy, IL-MO (McrSA) | 126 | 141 | 206 | 225 | 271 | 275 | 202 | 158 | 179 | 213 |
| Cleveland, MS (McrSA) | 408 | 412 | 484 | 491 | 530 | 548 | 535 | 554 | 558 | 555 | Raymondville, TX (McrSA) | 513 | 520 | 550 | 504 | 558 | 557 | 565 | 569 | 561 | |
| Ontario, OR-ID (McrSA) | 409 | 441 | 461 | 507 | 464 | 437 | 357 | 359 | 443 | 486 | Red Bluff, CA (McrSA) | 187 | 240 | 195 | 209 | 114 | 90 | 112 | 92 | 51 | 42 |
| Newport, TN (McrSA) | 410 | 445 | 500 | 449 | 508 | 535 | 543 | 517 | 556 | 536 | Red Wing, MN (McrSA) | 129 | 129 | 192 | 187 | 222 | 153 | 125 | 112 | 92 | 53 |
| Scottsboro, AL (McrSA) | 411 | 418 | 483 | 495 | 509 | 476 | 472 | 459 | 416 | 370 | Rexburg, ID (McrSA) | 423 | 458 | 447 | 399 | 326 | 327 | 396 | 434 | 462 | 412 |
| Big Rapids, MI (McrSA) | 412 | 417 | 416 | 406 | 482 | 524 | 461 | 390 | 286 | 249 | Richmond, IN (McrSA) | 384 | 400 | 459 | 486 | 405 | 332 | 293 | 270 | 221 | 237 |
| Plymouth, IN (McrSA) | 413 | 384 | 411 | 487 | 404 | 349 | 335 | 287 | 317 | 371 | Richmond-Berea, KY (McrSA) | 111 | 177 | 229 | 284 | 364 | 427 | 339 | 267 | 315 | 263 |
| Prineville, OR (McrSA) | 414 | 447 | 503 | 422 | 324 | 252 | 352 | 364 | 414 | 452 | Rio Grande City, TX (McrSA) | 296 | 298 | 314 | 345 | 417 | 449 | 474 | 436 | 464 | 439 |
| Natchez, MS-LA (McrSA) | 415 | 455 | 523 | 498 | 480 | 497 | 470 | 496 | 525 | 499 | Riverton, WY (McrSA) | 66 | 70 | 49 | 71 | 71 | 111 | 242 | 316 | 393 | 347 |
| Cullowhee, NC (McrSA) | 416 | 421 | na | na | na | na | na | na | na | na | Roanoke Rapids, NC (McrSA) | 451 | 403 | 468 | 480 | 469 | 496 | 478 | 473 | 445 | 436 |
| Alpena, MI (McrSA) | 417 | 375 | 365 | 381 | 314 | 320 | 227 | 156 | 153 | 197 | Rochelle, IL (McrSA) | 354 | 392 | 354 | 296 | 267 | 211 | 307 | 307 | 346 | 391 |
| Bennettsville, SC (McrSA) | 418 | 490 | 551 | 562 | 535 | 522 | 549 | 524 | 497 | 518 | Rock Springs, WY (McrSA) | 24 | 19 | 29 | 29 | 12 | 5 | 28 | 71 | 180 | 300 |
| Alma, MI (McrSA) | 419 | 439 | 492 | 543 | 548 | 556 | 534 | 531 | 521 | 547 | Rockingham, NC (McrSA) | 499 | 499 | 504 | 435 | 496 | 478 | 465 | 426 | 347 | 294 |
| Coshocton, OH (McrSA) | 420 | 440 | 501 | 501 | 504 | 457 | 467 | 466 | 475 | 442 | Rolla, MO (McrSA) | 106 | 71 | 116 | 139 | 180 | 225 | 223 | 186 | 116 | 98 |
| Lebanon, MO (McrSA) | 421 | 380 | 441 | 454 | 483 | 400 | 351 | 330 | 277 | 244 | Roseburg, OR (McrSA) | 390 | 398 | 393 | 362 | 276 | 264 | 191 | 134 | 95 | 122 |
| Las Vegas, NM (McrSA) | 422 | 374 | 429 | 411 | 402 | 419 | 500 | 474 | 372 | 305 | Roswell, NM (McrSA) | 374 | 344 | 385 | 378 | 320 | 347 | 380 | 430 | 415 | 472 |
| Rexburg, ID (McrSA) | 423 | 458 | 447 | 399 | 326 | 327 | 396 | 434 | 462 | 412 | Russellville, AR (McrSA) | 375 | 404 | 444 | 460 | 437 | 385 | 402 | 332 | 254 | 309 |
| Gaffney, SC (McrSA) | 424 | 390 | 394 | 377 | 386 | 368 | 305 | 266 | 193 | 161 | Ruston, LA (McrSA) | 23 | 39 | 65 | 19 | 76 | 105 | 87 | 121 | 155 | 113 |
| Marshall, MO (McrSA) | 425 | 464 | 435 | 476 | 518 | 547 | 572 | 567 | 565 | 551 | Rutland, VT (McrSA) | 192 | 142 | 193 | 188 | 215 | 199 | 92 | 64 | 42 | 12 |
| Aberdeen, WA (McrSA) | 426 | 407 | 363 | 318 | 237 | 190 | 116 | 201 | 258 | 312 | Safford, AZ (McrSA) | 363 | 423 | 426 | 351 | 307 | 220 | 300 | 310 | 406 | 443 |
| Dublin, GA (McrSA) | 427 | 358 | 303 | 280 | 294 | 293 | 281 | 191 | 192 | 169 | Salem, OH (McrSA) | 246 | 324 | 390 | 412 | 460 | 465 | 369 | 367 | 361 | 317 |
| Urbana, OH (McrSA) | 428 | 465 | 525 | 494 | 522 | 473 | 423 | 416 | 419 | 430 | Salina, KS (McrSA) | 67 | 104 | 109 | 109 | 99 | 84 | 85 | 126 | 154 | 165 |
| Fort Madison-Keokuk, IA-IL-MO (McrSA) | 429 | 405 | 346 | 332 | 389 | 372 | 287 | 318 | 362 | 399 | Sandpoint, ID (McrSA) | 406 | 389 | na | na | na | na | na | na | na | na |
| Maryville, MO (McrSA) | 430 | 456 | 491 | 514 | 520 | 546 | 546 | 558 | 561 | 568 | Sandusky, OH (McrSA) | 117 | 91 | na | na | na | na | na | na | na | na |
| Newton, IA (McrSA) | 431 | 434 | 469 | 477 | 439 | 448 | 385 | 339 | 383 | 416 | Sanford, NC (McrSA) | 218 | 168 | 140 | 126 | 121 | 81 | 40 | 34 | 45 | 48 |
| Kendallville, IN (McrSA) | 432 | 485 | 507 | 515 | 458 | 382 | 268 | 269 | 271 | 240 | Sault Ste. Marie, MI (McrSA) | 270 | 339 | 402 | 398 | 345 | 414 | 338 | 315 | 320 | 321 |
| Waycross, GA (McrSA) | 433 | 391 | 420 | 393 | 311 | 375 | 364 | 381 | 378 | 348 | Sayre, PA (McrSA) | 26 | 40 | 87 | 135 | 191 | 256 | 129 | 103 | 128 | 151 |
| Moscow, ID (McrSA) | 434 | 415 | 439 | 382 | 302 | 330 | 363 | 404 | 311 | 275 | Scottsbluff, NE (McrSA) | 55 | 44 | 28 | 24 | 43 | 99 | 188 | 264 | 295 | 357 |
| Arkadelphia, AR (McrSA) | 435 | 406 | 380 | 316 | 321 | 404 | 404 | 487 | 398 | 337 | Scottsboro, AL (McrSA) | 411 | 418 | 483 | 495 | 509 | 476 | 472 | 459 | 416 | 370 |
| Payson, AZ (McrSA) | 436 | 457 | 511 | 462 | 399 | 378 | 417 | 418 | 425 | 432 | Searcy, AR (McrSA) | 219 | 130 | 143 | 132 | 156 | 182 | 284 | 254 | 191 | 162 |
| Washington, NC (McrSA) | 437 | 395 | 428 | 429 | 340 | 386 | 433 | 423 | 448 | 438 | Sedalia, MO (McrSA) | 302 | 269 | 268 | 273 | 329 | 350 | 295 | 260 | 227 | 199 |
| Frankfort, IN (McrSA) | 438 | 422 | 448 | 481 | 403 | 434 | 384 | 366 | 390 | 379 | Selinsgrove, PA (McrSA) | 356 | 318 | 374 | 379 | 313 | 268 | 171 | 144 | 133 | 156 |
| Cedar City, UT (McrSA) | 439 | 450 | 490 | 428 | 360 | 337 | 419 | 363 | 422 | 444 | Selma, AL (McrSA) | 481 | 468 | 522 | 522 | 489 | 466 | 420 | 420 | 400 | 343 |
| Angola, IN (McrSA) | 440 | 466 | 486 | 526 | 512 | 453 | 378 | 374 | 399 | 405 | Seneca Falls, NY (McrSA) | 220 | 158 | 185 | 190 | 232 | 291 | 296 | 244 | 260 | 318 |
| Albemarle, NC (McrSA) | 441 | 426 | 443 | 421 | 390 | 343 | 308 | 281 | 243 | 216 | Seneca, SC (McrSA) | 349 | 316 | 294 | 276 | 254 | 228 | 156 | 109 | 68 | 36 |
| Ashtabula, OH (McrSA) | 442 | 399 | 434 | 464 | 497 | 474 | 406 | 382 | 332 | 264 | Sewierville, TN (McrSA) | 165 | 227 | 210 | 159 | 84 | 65 | 80 | 56 | 76 | 118 |
| Dayton, TN (McrSA) | 443 | 401 | na | na | na | na | na | na | na | na | Seymour, IN (McrSA) | 175 | 183 | 158 | 212 | 179 | 172 | 98 | 91 | 61 | 54 |
| Oskaloosa, IA (McrSA) | 444 | 451 | 514 | 519 | 526 | 495 | 497 | 532 | 546 | 556 | Shawano, WI (McrSA) | 203 | 276 | na | na | na | na | na | na | na | na |
| Gallup, NM (McrSA) | 445 | 393 | 436 | 396 | 414 | 480 | 397 | 389 | 350 | 377 | Shawnee, OK (McrSA) | 234 | 192 | 262 | 285 | 261 | 304 | 330 | 398 | 417 | 363 |
| Danville, KY (McrSA) | 446 | 364 | 310 | 373 | 442 | 456 | 394 | 327 | 270 | 243 | Shelby, NC (McrSA) | 453 | 424 | 472 | 471</ | | | | | | |

| Micropolitan Areas | 2015 | 2014 | 2013 | 2012 | 2011 | 2010 | 2009 | 2008 | 2007 | 2006 | Micropolitan Areas | 2015 | 2014 | 2013 | 2012 | 2011 | 2010 | 2009 | 2008 | 2007 | 2006 | |
|------------------------------------|-------------|-------------|-------------|-------------|-------------|-------------|-------------|-------------|-------------|-------------|----------------------------------|-------------|-------------|-------------|-------------|-------------|-------------|-------------|-------------|-------------|-------------|----|
| Washington Court House, OH (McrSA) | 449 | 438 | 449 | 387 | 448 | 446 | 494 | 491 | 386 | 423 | Sheridan, WY (McrSA) | 49 | 16 | 15 | 5 | 11 | 12 | 25 | 52 | 101 | 117 | |
| Union City, TN-KY (McrSA) | 450 | 386 | 427 | 442 | 355 | 397 | 326 | 262 | 327 | 384 | Show Low, AZ (McrSA) | 378 | 385 | 361 | 338 | 297 | 326 | 356 | 317 | NR | NR | |
| Roanoke Rapids, NC (McrSA) | 451 | 403 | 468 | 480 | 469 | 496 | 478 | 473 | 445 | 436 | Sidney, OH (McrSA) | 95 | 109 | 117 | 81 | 139 | 83 | 22 | 20 | 37 | 65 | |
| Crawfordsville, IN (McrSA) | 452 | 463 | 422 | 367 | 415 | 336 | 375 | 375 | 358 | 390 | Sikeston, MO (McrSA) | 163 | 207 | 275 | 312 | 391 | 394 | 311 | 226 | 151 | 104 | |
| Shelby, NC (McrSA) | 453 | 424 | 472 | 471 | 388 | 313 | 216 | 212 | 198 | 224 | Silver City, NM (McrSA) | 528 | 529 | 571 | 576 | 572 | 563 | 571 | 573 | 562 | 575 | |
| McMinnville, TN (McrSA) | 454 | 462 | 530 | 473 | 424 | 342 | 294 | 227 | 157 | 143 | Snyder, TX (McrSA) | 176 | 293 | 386 | 423 | 421 | 484 | 487 | 522 | 467 | 479 | |
| Adrian, MI (McrSA) | 455 | 470 | 495 | 517 | 468 | 403 | 261 | 198 | 199 | 173 | Somerset, KY (McrSA) | 385 | 337 | 319 | 348 | 349 | 321 | 231 | 223 | 206 | 163 | |
| Blytheville, AR (McrSA) | 456 | 479 | 485 | 506 | 516 | 483 | 468 | 489 | 491 | 481 | Somerset, PA (McrSA) | 281 | 286 | 273 | 327 | 315 | 358 | 266 | 217 | 314 | 350 | |
| Martin, TN (McrSA) | 457 | 471 | 471 | 512 | 513 | 499 | 498 | 506 | 421 | 364 | Sonora, CA (McrSA) | 307 | 245 | 228 | 174 | 90 | 39 | 43 | 36 | 36 | 61 | |
| North Vernon, IN (McrSA) | 458 | 436 | 432 | 426 | 454 | 447 | 457 | 468 | 461 | 461 | Spearfish, SD (McrSA) | 239 | 172 | 138 | 74 | 117 | 108 | 210 | 261 | 190 | 248 | |
| Moultrie, GA (McrSA) | 459 | 476 | 498 | 521 | 484 | 507 | 486 | 476 | 433 | 392 | Spencer, IA (McrSA) | 145 | 119 | 156 | 185 | 278 | 203 | 297 | 326 | 330 | 303 | |
| Pecos, TX (McrSA) | 460 | 503 | 558 | 539 | 540 | 565 | 564 | 572 | 575 | 577 | Spirit Lake, IA (McrSA) | 257 | 228 | 291 | 359 | 377 | 305 | 340 | 368 | 296 | 259 | |
| Sturgis, MI (McrSA) | 461 | 482 | 506 | 524 | 514 | 458 | 430 | 446 | 446 | 449 | St. Marys, GA (McrSA) | 230 | 225 | 202 | 154 | 143 | 173 | 176 | 157 | 142 | 99 | |
| Ionia, MI (McrSA) | 462 | 442 | na | na | na | na | na | na | na | na | Starkville, MS (McrSA) | 216 | 195 | 190 | 182 | 150 | 120 | 218 | 233 | 165 | 142 | |
| Clarksdale, MS (McrSA) | 463 | 513 | 563 | 566 | 567 | 569 | 561 | 557 | 551 | 539 | Statesboro, GA (McrSA) | 351 | 330 | 334 | 301 | 354 | 406 | 349 | 362 | 272 | 225 | |
| Bainbridge, GA (McrSA) | 464 | 477 | 541 | 548 | 539 | 542 | 547 | 542 | 494 | 502 | Steamboat Springs, CO (McrSA) | 78 | 139 | na | na | na | na | na | na | na | na | na |
| Emporia, KS (McrSA) | 465 | 413 | 455 | 444 | 510 | 523 | 480 | 488 | 489 | 525 | Stephenville, TX (McrSA) | 371 | 372 | 417 | 437 | 416 | 410 | 426 | 482 | 477 | 453 | |
| Plainview, TX (McrSA) | 466 | 394 | 412 | 434 | 506 | 539 | 529 | 527 | 493 | 441 | Sterling, CO (McrSA) | 146 | 174 | 230 | 250 | 203 | 257 | 383 | 433 | 352 | 396 | |
| Bogalusa, LA (McrSA) | 467 | 444 | 475 | 510 | 487 | 477 | 562 | 569 | 566 | 538 | Sterling, IL (McrSA) | 342 | 249 | 220 | 258 | 286 | 287 | 365 | 384 | 451 | 492 | |
| Lincoln, IL (McrSA) | 468 | 461 | 458 | 511 | 533 | 525 | 570 | 548 | 547 | 564 | Stevens Point, WI (McrSA) | 76 | 75 | 106 | 94 | 133 | 112 | 65 | 70 | 54 | 43 | |
| Magnolia, AR (McrSA) | 469 | 427 | 453 | 472 | 398 | 317 | 299 | 335 | 293 | 271 | Stillwater, OK (McrSA) | 53 | 110 | 171 | 205 | 295 | 260 | 285 | 379 | 373 | 319 | |
| Parsons, KS (McrSA) | 470 | 474 | 536 | 470 | 523 | 550 | 554 | 545 | 538 | 546 | Storm Lake, IA (McrSA) | 149 | 190 | 244 | 261 | 350 | 380 | 460 | 478 | 500 | 514 | |
| Cedartown, GA (McrSA) | 471 | 452 | 479 | 453 | 410 | 390 | 373 | 308 | 291 | 283 | Sturgis, MI (McrSA) | 461 | 482 | 506 | 524 | 514 | 458 | 430 | 446 | 446 | 449 | |
| Brookings, OR (McrSA) | 472 | 475 | 539 | 533 | 461 | 415 | 428 | 428 | 374 | 418 | Sulphur Springs, TX (McrSA) | 115 | 196 | 269 | 308 | 383 | 436 | 400 | 402 | 385 | 340 | |
| Cornelia, GA (McrSA) | 473 | 473 | 462 | 430 | 431 | 396 | 374 | 313 | 245 | 214 | Summerville, GA (McrSA) | 536 | 536 | 576 | 572 | 565 | 545 | 540 | 521 | 481 | 424 | |
| Taos, NM (McrSA) | 474 | 467 | 425 | 341 | 247 | 184 | 274 | 245 | 225 | 266 | Summit Park, UT (McrSA) | 16 | 20 | na | na | na | na | na | na | na | na | |
| Malvern, AR (McrSA) | 475 | 437 | na | na | na | na | na | na | na | na | Sunbury, PA (McrSA) | 271 | 296 | 350 | 315 | 301 | 353 | 233 | 240 | 216 | 261 | |
| Lawrenceburg, TN (McrSA) | 476 | 480 | 537 | 525 | 529 | 509 | 492 | 440 | 382 | 335 | Susanville, CA (McrSA) | 195 | 145 | 95 | 61 | 62 | 69 | 88 | 108 | 158 | 200 | |
| Mount Airy, NC (McrSA) | 477 | 416 | 470 | 467 | 440 | 426 | 342 | 271 | 305 | 308 | Sweetwater, TX (McrSA) | 263 | 327 | 381 | 465 | 425 | 472 | 553 | 555 | 484 | 501 | |
| Henderson, NC (McrSA) | 478 | 448 | 474 | 452 | 434 | 430 | 476 | 493 | 460 | 395 | Tahlequah, OK (McrSA) | 297 | 300 | 320 | 322 | 401 | 413 | 427 | 410 | 356 | 329 | |
| Ludington, MI (McrSA) | 479 | 505 | na | na | na | na | na | na | na | na | Talladega-Sylacauga, AL (McrSA) | 361 | 408 | 401 | 310 | 208 | 133 | 104 | 100 | 72 | 92 | |
| Forrest City, AR (McrSA) | 480 | 435 | 378 | 431 | 481 | 450 | 538 | 536 | 523 | 527 | Taos, NM (McrSA) | 474 | 467 | 425 | 341 | 247 | 184 | 274 | 245 | 225 | 266 | |
| Selma, AL (McrSA) | 481 | 468 | 522 | 522 | 489 | 466 | 420 | 420 | 400 | 343 | Taylorville, IL (McrSA) | 489 | 488 | 463 | 493 | 534 | 544 | 525 | 518 | 535 | 544 | |
| Portales, NM (McrSA) | 482 | 504 | 535 | 528 | 547 | 552 | 558 | 546 | 571 | 569 | The Dalles, OR (McrSA) | 99 | 69 | 99 | 93 | 95 | 151 | 139 | 216 | 281 | 328 | |
| Martinsville, VA (McrSA) | 483 | 526 | 564 | 530 | 532 | 520 | 521 | 479 | 471 | 475 | Thomaston, GA (McrSA) | 497 | 489 | 516 | 520 | 473 | 541 | 556 | 559 | 543 | 534 | |
| Greenville, TN (McrSA) | 484 | 469 | 464 | 458 | 387 | 279 | 170 | 114 | 89 | 94 | Thomasville, GA (McrSA) | 128 | 153 | 187 | 199 | 184 | 230 | 182 | 221 | 148 | 184 | |
| Mayfield, KY (McrSA) | 485 | 500 | 529 | 561 | 559 | 561 | 524 | 534 | 534 | 493 | Tiffin, OH (McrSA) | 287 | 230 | 279 | 277 | 281 | 239 | 246 | 202 | 215 | 241 | |
| Lewisburg, TN (McrSA) | 486 | 459 | 493 | 490 | 453 | 370 | 422 | 399 | 319 | 361 | Tifton, GA (McrSA) | 264 | 226 | 290 | 309 | 223 | 297 | 219 | 162 | 100 | 82 | |
| Campbellsville, KY (McrSA) | 487 | 453 | 421 | 482 | 543 | 554 | 520 | 495 | 537 | 549 | Toccoa, GA (McrSA) | 304 | 356 | 335 | 267 | 351 | 407 | 395 | 401 | 302 | 260 | |
| West Plains, MO (McrSA) | 488 | 472 | 494 | 441 | 465 | 443 | 429 | 396 | 297 | 262 | Torrington, CT (McrSA) | 47 | 12 | 22 | 20 | 19 | 18 | 17 | 15 | 29 | 20 | |
| Taylorville, IL (McrSA) | 489 | 488 | 463 | 493 | 534 | 544 | 525 | 518 | 535 | 544 | Traverse City, MI (McrSA) | 103 | 121 | 104 | 129 | 75 | 45 | 18 | 22 | 6 | 14 | |
| Logansport, IN (McrSA) | 490 | 481 | 478 | 499 | 492 | 445 | 393 | 409 | 336 | 286 | Troy, AL (McrSA) | 233 | 216 | 284 | 263 | 255 | 215 | 243 | 193 | 143 | 175 | |
| Huntington, IN (McrSA) | 491 | 502 | 510 | 547 | 537 | 513 | 463 | 437 | 392 | 358 | Truckee-Grass Valley, CA (McrSA) | 131 | 90 | 78 | 86 | 22 | 17 | 12 | 7 | 10 | 17 | |
| Hillsdale, MI (McrSA) | 492 | 506 | na | na | na | na | na | na | na | na | Tullahoma-Manchester, TN (McrSA) | 86 | 66 | 115 | 134 | 148 | 94 | 74 | 45 | 44 | 52 | |
| Owosso, MI (McrSA) | 493 | 494 | 546 | 553 | 495 | 464 | 488 | 498 | 511 | 532 | Tupelo, MS (McrSA) | 71 | 32 | 56 | 65 | 104 | 124 | 84 | 60 | 58 | 35 | |
| Canton, IL (McrSA) | 494 | 484 | 496 | 546 | 545 | 540 | 544 | 530 | 515 | 477 | Twin Falls, ID (McrSA) | 250 | 290 | 281 | 238 | 173 | 139 | 165 | 171 | 189 | 167 | |
| Decatur, IN (McrSA) | 495 | 516 | 569 | 571 | 576 | 543 | 519 | 519 | 536 | 498 | Ukiah, CA (McrSA) | 244 | 219 | 223 | 195 | 124 | 79 | 81 | 68 | 52 | 28 | |
| Bucyrus, OH (McrSA) | 496 | 478 | 518 | 542 | 552 | 538 | 516 | 501 | 482 | 471 | Union City, TN-KY (McrSA) | 450 | 386 | 427 | 442 | 355 | 397 | 326 | 262 | 327 | 384 | |
| Thomaston, GA (McrSA) | 497 | 489 | 516 | 520 | 473 | 541 | 556 | 559 | 543 | 534 | Urbana, OH (McrSA) | 428 | 465 | 525 | 494 | 522 | 473 | 423 | 416 | 419 | 430 | |
| McComb, MS (McrSA) | 498 | 487 | 482 | 416 | 459 | 422 | 484 | 425 | 364 | 323 | Uvalde, TX (McrSA) | 228 | 254 | 260 | 326 | 412 | 471 | 491 | 472 | 474 | 434 | |
| Rockingham, NC (McrSA) | 499 | 499 | 504 | 435 | 496 | 478 | 465 | 426 | 347 | 294 | Valley, AL (McrSA) | 526 | 535 | 573 | 575 | 575 | 564 | 533 | 529 | 526 | 506 | |
| Lumberton, NC (McrSA) | 500 | 486 | 460 | 443 | 432 | 454 | 387 | 415 | 426 | 393 | Van Wert, OH (McrSA) | 394 | 425 | 371 | 420 | 466 | 432 | 459 | 480 | 488 | 504 | |
| Americus, GA (McrSA) | 501 | 493 | 556 | 532 | 500 | 505 | 504 | 508 | 465 | 425 | Vermillion, SD (McrSA) | 396 | 414 | 467 | 468 | 527 | 528 | 545 | 564 | 568 | 563 | |
| Fairfield, IA (McrSA) | 502 | 497 | na | na | na | na | na | na | na | na | Vernal, UT (McrSA) | 242 | 198 | 270 | 269 | 185 | 160 | 280 | 371 | 503 | 543 | |
| Pittsburg, KS (McrSA) | 503 | 508 | 565 | 559 | 564 | 571 | 568 | 568 | 527 | 528 | Vernon, TX (McrSA) | 227 | 317 | 367 | 413 | 505 | 555 | 542 | 523 | 549 | 557 | |
| Marion, NC (McrSA) | 504 | 495 | na | na | na | na | na | na | na | na | Vicksburg, MS (McrSA) | 253 | 184 | 144 | 143 | 102 | 46 | 66 | 62 | 59 | 38 | |
| Douglas, GA (McrSA) | 505 | 512 | 534 | 497 | 515 | 488 | 456 | 395 | 299 | 298 | Vidalia, GA (McrSA) | 365 | 369 | 433 | 405 | 368 | 42 | | | | | |

| Micropolitan Areas | 2015 | 2014 | 2013 | 2012 | 2011 | 2010 | 2009 | 2008 | 2007 | 2006 | Micropolitan Areas | 2015 | 2014 | 2013 | 2012 | 2011 | 2010 | 2009 | 2008 | 2007 | 2006 |
|--------------------------------|-------------|-------------|-------------|-------------|-------------|-------------|-------------|-------------|-------------|-------------|---|-------------|-------------|-------------|-------------|-------------|-------------|-------------|-------------|-------------|-------------|
| New Castle, IN (McrSA) | 514 | 515 | 543 | 544 | 525 | 506 | 418 | 376 | 300 | 254 | Washington Court House, OH (McrSA) | 449 | 438 | 449 | 387 | 448 | 446 | 494 | 491 | 386 | 423 |
| Greenville, MS (McrSA) | 515 | 491 | 548 | 563 | 561 | 559 | 511 | 512 | 517 | 468 | Washington, IN (McrSA) | 196 | 287 | 343 | 372 | 408 | 335 | 309 | 380 | 473 | 451 |
| North Wilkesboro, NC (McrSA) | 516 | 524 | 515 | 513 | 499 | 475 | 482 | 427 | 335 | 290 | Washington, NC (McrSA) | 437 | 395 | 428 | 429 | 340 | 386 | 433 | 423 | 448 | 438 |
| Cadillac, MI (McrSA) | 517 | 518 | 542 | 552 | 521 | 486 | 449 | 447 | 454 | 428 | Watertown, SD (McrSA) | 140 | 171 | 231 | 186 | 170 | 197 | 152 | 169 | 251 | 295 |
| Middlesborough, KY (McrSA) | 518 | 460 | 505 | 492 | 517 | 549 | 496 | 514 | 532 | 541 | Watertown-Fort Atkinson, WI (McrSA) | 153 | 125 | 111 | 120 | 74 | 22 | 36 | 35 | 33 | 34 |
| Connersville, IN (McrSA) | 519 | 528 | 553 | 534 | 538 | 533 | 493 | 481 | 408 | 374 | Wauchula, FL (McrSA) | 534 | 531 | 554 | 557 | 542 | 551 | 555 | 551 | 560 | 573 |
| Indianola, MS (McrSA) | 520 | 519 | 572 | 570 | 568 | 573 | 573 | 575 | 574 | 565 | Waycross, GA (McrSA) | 433 | 391 | 420 | 393 | 311 | 375 | 364 | 381 | 378 | 348 |
| Laurinburg, NC (McrSA) | 521 | 501 | 481 | 475 | 491 | 482 | 513 | 510 | 442 | 401 | Weatherford, OK (McrSA) | 143 | 210 | 299 | 383 | 319 | 262 | NR | NR | NR | NR |
| Glasgow, KY (McrSA) | 522 | 507 | 521 | 545 | 528 | 515 | 443 | 484 | 455 | 465 | West Plains, MO (McrSA) | 488 | 472 | 494 | 441 | 465 | 443 | 429 | 396 | 297 | 262 |
| Cordele, GA (McrSA) | 523 | 527 | 562 | 560 | 551 | 557 | 526 | 528 | 522 | 516 | Whitewater-Elkhorn, WI (McrSA) | 141 | 118 | 121 | 152 | 89 | 37 | 56 | 55 | 84 | 79 |
| Forest City, NC (McrSA) | 524 | 510 | 532 | 505 | 426 | 351 | 269 | 236 | 184 | 154 | Williston, ND (McrSA) | 2 | 2 | 4 | 22 | 110 | 195 | 319 | 417 | 516 | 571 |
| Brevard, NC (McrSA) | 525 | 522 | 544 | 509 | 470 | 435 | 448 | 485 | 492 | 484 | Willmar, MN (McrSA) | 135 | 114 | 177 | 160 | 70 | 48 | 86 | 116 | 149 | 136 |
| Valley, AL (McrSA) | 526 | 535 | 575 | 575 | 575 | 564 | 533 | 529 | 526 | 506 | Wilmington, OH (McrSA) | 265 | 215 | 287 | 256 | 193 | 130 | 158 | 76 | 112 | 108 |
| Peru, IN (McrSA) | 527 | 534 | 566 | 573 | 563 | 534 | 499 | 500 | 520 | 511 | Wilson, NC (McrSA) | 92 | 64 | 61 | 72 | 69 | 52 | 42 | 41 | 38 | 13 |
| Silver City, NM (McrSA) | 528 | 529 | 571 | 576 | 572 | 563 | 571 | 573 | 562 | 575 | Winnemucca, NV (McrSA) | 4 | 8 | na | na | na | na | na | na | na | na |
| Helena-West Helena, AR (McrSA) | 529 | 530 | 559 | 551 | 571 | 575 | 565 | 570 | 567 | 572 | Winona, MN (McrSA) | 353 | 285 | 300 | 302 | 235 | 140 | 206 | 200 | 253 | 231 |
| Espanola, NM (McrSA) (McrSA) | 530 | 511 | 466 | 402 | 327 | 300 | 376 | 301 | 213 | 182 | Wisconsin Rapids-Marshfield, WI (McrSA) | 77 | 56 | 55 | 73 | 51 | 43 | 46 | 42 | 43 | 25 |
| Atchison, KS (McrSA) | 531 | 523 | 538 | 527 | 541 | 461 | 539 | 552 | 541 | 574 | Woodward, OK (McrSA) | 157 | 232 | 293 | 292 | 275 | 240 | 377 | 465 | 524 | 552 |
| Arcadia, FL (McrSA) | 532 | 525 | 547 | 536 | 479 | 516 | 530 | 526 | 529 | 540 | Wooster, OH (McrSA) | 110 | 112 | 167 | 200 | 163 | 135 | 59 | 43 | 39 | 47 |
| Bastrop, LA (McrSA) | 533 | 517 | 570 | 568 | 566 | 566 | 560 | 563 | 557 | 535 | Worthington, MN (McrSA) | 277 | 212 | 218 | 243 | 168 | 96 | 228 | 258 | 334 | 367 |
| Wauchula, FL (McrSA) | 534 | 531 | 554 | 557 | 542 | 551 | 555 | 551 | 560 | 573 | Yankton, SD (McrSA) | 278 | 233 | 245 | 255 | 248 | 328 | 256 | 328 | 379 | 400 |
| Fitzgerald, GA (McrSA) | 535 | 532 | 575 | 574 | 569 | 572 | 566 | 562 | 519 | 491 | Zanesville, OH (McrSA) | 276 | 231 | 199 | 268 | 316 | 322 | 252 | 196 | 119 | 72 |
| Summerville, GA (McrSA) | 536 | 536 | 576 | 572 | 565 | 545 | 540 | 521 | 481 | 424 | Zapata, TX (McrSA) | 156 | 274 | na | na | na | na | na | na | na | na |
| Lawrenceburg, TN (McrSA) | 537 | 525 | 529 | 509 | 492 | 440 | 382 | 335 | 390 | 344 | Van Wert, OH (McrSA) | 371 | 420 | 466 | 432 | 459 | 480 | 488 | 504 | 499 | 448 |
| Atchison, KS (McrSA) | 538 | 527 | 541 | 461 | 539 | 552 | 541 | 574 | 559 | 553 | Vermillion, SD (McrSA) | 467 | 468 | 527 | 528 | 545 | 564 | 568 | 563 | 498 | 437 |
| Brookings, OR (McrSA) | 539 | 533 | 461 | 415 | 428 | 428 | 374 | 418 | 349 | 291 | Vernal, UT (McrSA) | 270 | 269 | 185 | 160 | 280 | 371 | 503 | 543 | 531 | 533 |
| Bedford, IN (McrSA) | 540 | 550 | 531 | 521 | 437 | 372 | 423 | 407 | 391 | 446 | Vernon, TX (McrSA) | 367 | 413 | 505 | 555 | 542 | 523 | 549 | 557 | 549 | 543 |
| Bainbridge, GA (McrSA) | 541 | 548 | 539 | 542 | 547 | 542 | 494 | 502 | 445 | 379 | Vicksburg, MS (McrSA) | 144 | 143 | 102 | 46 | 66 | 62 | 59 | 38 | 65 | 89 |
| Cadillac, MI (McrSA) | 542 | 552 | 521 | 486 | 449 | 447 | 454 | 428 | 425 | 368 | Vidalia, GA (McrSA) | 433 | 405 | 368 | 420 | 432 | 470 | 452 | 402 | 333 | 276 |
| New Castle, IN (McrSA) | 543 | 544 | 525 | 506 | 418 | 376 | 300 | 254 | 177 | 255 | Vincennes, IN (McrSA) | 249 | 257 | 279 | 309 | 336 | 378 | 328 | 292 | 358 | 311 |
| Brevard, NC (McrSA) | 544 | 509 | 470 | 435 | 448 | 485 | 492 | 484 | 457 | 390 | Wabash, IN (McrSA) | 480 | 529 | 494 | 487 | 458 | 475 | 450 | 429 | 449 | 380 |
| Lamesa, TX (McrSA) | 545 | 558 | 574 | 574 | 551 | 576 | 573 | 562 | 555 | 563 | Wahpeton, ND-MN (McrSA) | 397 | 417 | 418 | 364 | 471 | 477 | 507 | 554 | 522 | 488 |
| Owosso, MI (McrSA) | 546 | 553 | 495 | 464 | 488 | 498 | 511 | 532 | 481 | 416 | Walla Walla, WA (McrSA) | 71 | 54 | 37 | 63 | 114 | 151 | 178 | 186 | 228 | 279 |
| Arcadia, FL (McrSA) | 547 | 536 | 479 | 516 | 530 | 526 | 529 | 540 | 474 | 485 | Walterboro, SC (McrSA) | 528 | 540 | 490 | 508 | 453 | 442 | 418 | 372 | 287 | 227 |
| Greenville, MS (McrSA) | 548 | 563 | 561 | 559 | 511 | 512 | 517 | 468 | 508 | 465 | Wapakoneta, OH (McrSA) | 342 | 354 | 336 | 311 | 271 | 263 | 341 | 376 | 315 | 324 |
| La Follette, TN (McrSA) | 549 | 554 | 560 | 518 | 451 | 386 | 285 | 265 | 274 | 261 | Warren, PA (McrSA) | 304 | 340 | 308 | 373 | 273 | 286 | 265 | 304 | 372 | 436 |
| Raymondville, TX (McrSA) | 550 | 502 | 554 | 558 | 557 | 565 | 569 | 561 | 562 | 562 | Warrensburg, MO (McrSA) | 256 | 235 | 291 | 354 | 446 | 400 | 340 | 353 | 270 | 200 |
| Bennettsville, SC (McrSA) | 551 | 562 | 535 | 522 | 549 | 524 | 497 | 518 | 540 | 530 | Warsaw, IN (McrSA) | 271 | 342 | 309 | 227 | 107 | 84 | 70 | 58 | 119 | 176 |
| Eufaula, AL-GA (McrSA) | 552 | 518 | 562 | 562 | 541 | 538 | 518 | 517 | 440 | 372 | Washington Court House, OH (McrSA) | 449 | 387 | 448 | 446 | 494 | 491 | 386 | 423 | 400 | 330 |
| Connersville, IN (McrSA) | 553 | 534 | 538 | 533 | 493 | 481 | 408 | 374 | 326 | 394 | Washington, IN (McrSA) | 343 | 372 | 408 | 335 | 309 | 380 | 473 | 451 | 407 | 334 |
| Wauchula, FL (McrSA) | 554 | 557 | 542 | 551 | 555 | 551 | 560 | 573 | 552 | 505 | Washington, NC (McrSA) | 428 | 429 | 340 | 386 | 433 | 423 | 448 | 438 | 453 | 431 |
| Tuskegee, AL (McrSA) | 555 | 555 | 557 | 568 | 563 | 560 | 564 | 567 | 563 | 566 | Watertown, SD (McrSA) | 231 | 186 | 170 | 197 | 152 | 169 | 251 | 295 | 250 | 208 |
| Americus, GA (McrSA) | 556 | 532 | 500 | 505 | 504 | 508 | 465 | 425 | 397 | 335 | Watertown-Fort Atkinson, WI (McrSA) | 111 | 120 | 74 | 22 | 36 | 35 | 33 | 34 | 16 | 8 |
| Scottsburg, IN (McrSA) | 557 | 565 | 556 | 560 | 552 | 550 | 468 | 421 | 347 | 293 | Watertown-Fort Drum, NY (McrSA) | 5 | 7 | 13 | 23 | 33 | 30 | 64 | 85 | 160 | 212 |
| Pecos, TX (McrSA) | 558 | 539 | 540 | 565 | 564 | 572 | 575 | 577 | 570 | 561 | Wauchula, FL (McrSA) | 554 | 557 | 542 | 551 | 555 | 551 | 560 | 573 | 552 | 505 |
| Helena-West Helena, AR (McrSA) | 559 | 551 | 571 | 575 | 565 | 570 | 567 | 572 | 564 | 539 | Waycross, GA (McrSA) | 420 | 393 | 311 | 375 | 364 | 381 | 378 | 348 | 335 | 283 |
| Tallulah, LA (McrSA) | 560 | 556 | 570 | 576 | 574 | 577 | 576 | 576 | 573 | 559 | Weatherford, OK (McrSA) | 299 | 383 | 319 | 262 | NR | NR | NR | NR | NR | NR |
| Kennett, MO (McrSA) | 561 | 567 | 573 | 570 | 559 | 556 | 550 | 509 | 544 | 495 | West Plains, MO (McrSA) | 494 | 441 | 465 | 443 | 429 | 396 | 297 | 262 | 191 | 131 |
| Cordele, GA (McrSA) | 562 | 560 | 551 | 557 | 526 | 528 | 522 | 516 | 444 | 369 | West Point, MS (McrSA) | 369 | 329 | 406 | 355 | 481 | 467 | 466 | 426 | 345 | 370 |
| Clarksdale, MS (McrSA) | 563 | 566 | 567 | 569 | 561 | 557 | 551 | 539 | 497 | 442 | Whitewater, WI (McrSA) | 121 | 152 | 89 | 37 | 56 | 55 | 84 | 79 | 32 | 39 |
| Martinsville, VA (McrSA) | 564 | 530 | 532 | 520 | 521 | 479 | 471 | 475 | 477 | 428 | Willimantic, CT (McrSA) | 41 | 11 | 36 | 54 | 64 | 54 | 30 | 68 | 120 | 202 |
| Pittsburg, KS (McrSA) | 565 | 559 | 564 | 571 | 568 | 568 | 527 | 528 | 507 | 520 | Williston, ND (McrSA) | 4 | 22 | 110 | 195 | 319 | 417 | 516 | 571 | 571 | 570 |
| Peru, IN (McrSA) | 566 | 573 | 563 | 534 | 499 | 500 | 520 | 511 | 421 | 358 | Willmar, MN (McrSA) | 177 | 160 | 70 | 48 | 86 | 116 | 149 | 136 | 204 | 161 |
| Clewiston, FL (McrSA) | 567 | 549 | 477 | 417 | 473 | 497 | 437 | 474 | 484 | 497 | Wilmington, OH (McrSA) | 287 | 256 | 193 | 130 | 158 | 76 | 112 | 108 | 86 | 96 |
| Union, SC (McrSA) | 568 | 569 | 546 | 530 | 531 | 544 | 501 | 500 | 429 | 356 | Wilson, NC (McrSA) | 61 | 72 | 69 | 52 | 42 | 41 | 38 | 13 | 62 | 115 |
| Decatur, IN (McrSA) | 569 | 571 | 576 | 543 | 519 | 519 | 536 | 498 | 431 | 364 | Winfield, KS (McrSA) | 465 | 489 | 445 | 463 | 439 | 504 | 456 | 433 | 447 | 447 |
| Bastrop, LA (McrSA) | 570 | 568 | 566 | 566 | 560 | 563 | 557 | 535 | | | | | | | | | | | | | |

Micropolitan AreasFitzgerald, GA (McrSA)
Summerville, GA (McrSA)

| 2015 | 2014 | 2013 | 2012 | 2011 | 2010 | 2009 | 2008 | 2007 | 2006 |
|------|------|------|------|------|------|------|------|------|------|
| 575 | 574 | 569 | 572 | 566 | 562 | 519 | 491 | 450 | 382 |
| 576 | 572 | 565 | 545 | 540 | 521 | 481 | 424 | 341 | 318 |

Micropolitan AreasYazoo City, MS (McrSA)
Zanesville, OH (McrSA)

| 2015 | 2014 | 2013 | 2012 | 2011 | 2010 | 2009 | 2008 | 2007 | 2006 |
|------|------|------|------|------|------|------|------|------|------|
| 527 | 535 | 536 | 531 | 528 | 520 | 533 | 537 | 525 | 509 |
| 199 | 268 | 316 | 322 | 252 | 196 | 119 | 72 | 89 | 77 |